

LEA 111 - Asheville City Schools

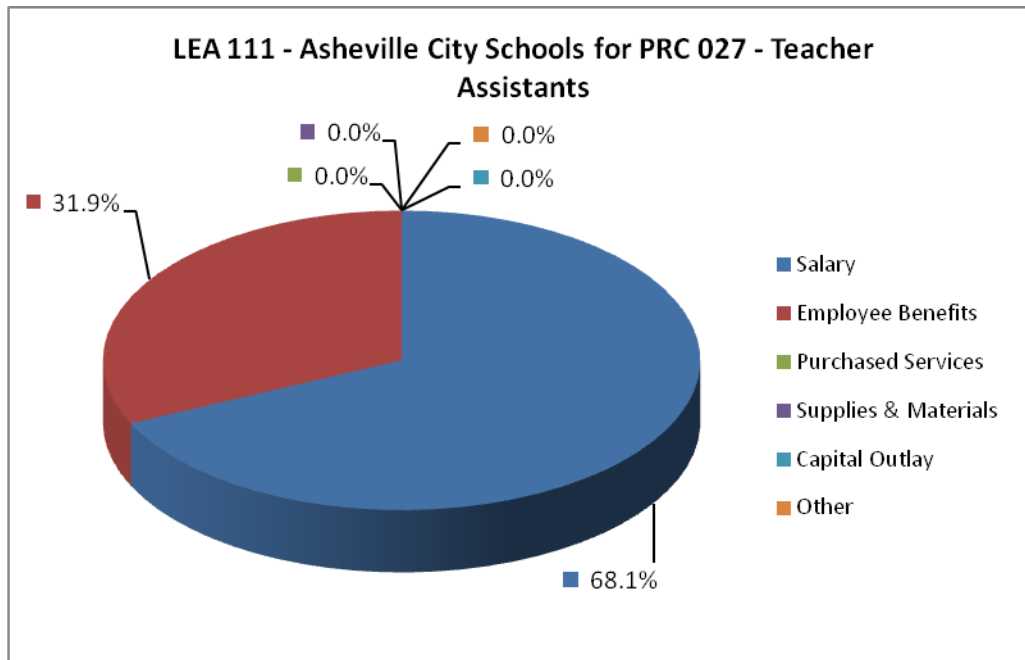
PRC 027 - Teacher Assistants

Fiscal Year 2016-2017 District Expenditures by LEA and Object Code as of 6/30/2017

Object Category/Object Code Description	Annual Expenditures	%
Salary		
111 Superintendent	\$ -	0.00%
112 Associate & Deputy Superintendent	-	0.00%
113 Director and/or Supervisor	-	0.00%
114 Classified Principal/Headmaster	-	0.00%
115 Finance Officer	-	0.00%
116 Assistant Principal (Non-teaching)	-	0.00%
117 Other Assistant Principal Assignment	-	0.00%
118 Assistant Superintendent	-	0.00%
121 Teacher	-	0.00%
122 Interim Teacher – (Paid at Non-certified Rate)	-	0.00%
123 JROTC Teacher	-	0.00%
124 Foreign Exchange (VIF)	-	0.00%
125 New Teacher Orientation	-	0.00%
126 Extended Contracts	-	0.00%
127 Master Teacher	-	0.00%
129_1 Above the Scale Salary (SBA)	-	0.00%
129_2 Above the Scale Salary (Other than SBA)	-	0.00%
131 Instructional Support I - Regular Scale	-	0.00%
132 Instructional Support II - Advanced Scale	-	0.00%
133 Psychologists	-	0.00%
134 Teacher Mentor	-	0.00%
135 Instructional Facilitators	-	0.00%
141 Teacher Assistant - Other	-	0.00%
142 Teacher Assistant - NCLB	863,633	68.06%
143 Tutor	-	0.00%
144 Interpreter/Braille/Translator	-	0.00%
145 Therapist	-	0.00%
146 Specialist (School-Based)	-	0.00%
147 Monitors	-	0.00%
148 Non-Certified Instructor	-	0.00%
149 School Resource Officer	-	0.00%
151 Office Support	-	0.00%
152 Technician	-	0.00%
153 Administrative Specialist (Central Support)	-	0.00%
162 Substitute Pay - Regular Absence	-	0.00%
163 Substitute Pay - Staff Development	-	0.00%
164 Substitute Pay - Full-Time Non-Certified	-	0.00%
165 Substitute Pay - Non-Teaching	-	0.00%
166 Teacher Assistant Pay - Staff Development	-	0.00%
167 Teacher Assistant Pay - Regular Absence	-	0.00%
171 Driver	-	0.00%
172 Driver Overtime	-	0.00%
173 Custodian	-	0.00%
174 Cafeteria Workers	-	0.00%
175 Skilled Trades	-	0.00%
176 Manager	-	0.00%
177 Work Study Student	-	0.00%
181 Supplementary Pay	-	0.00%
180 Bonus Pay (Not Subject to Retirement)	-	0.00%
182 Employee Allowances Taxable	-	0.00%

183	Bonus Pay	-	0.00%
187	Salary Differential (Military, Local, ...)	-	0.00%
191	Curriculum Development Pay	-	0.00%
192	Additional Responsibility Stipend	-	0.00%
193	Mentor Pay	-	0.00%
194	State-Designated Stipend	-	0.00%
196	Staff Development Participant Pay	-	0.00%
197	Staff Development Instructor	-	0.00%
198	Tutorial Pay	-	0.00%
199	Overtime Pay	-	0.00%
		Subtotal:	\$ 863,633 68.06%
Employee Benefits			
211	Employer's Social Security - Regular	\$ 61,403	4.84%
221	Employer's Retirement - Regular	128,063	10.09%
229	Other Retirement Cost	-	0.00%
231	Employer's Hospitalization Insurance	215,809	17.01%
232	Employer's Workers' Comp Insurance	-	0.00%
233	Employer's Unemployment Insurance	-	0.00%
184	Longevity Pay	-	0.00%
185	Bonus Leave Pay	-	0.00%
186	Short Term Disability Pay	-	0.00%
188	Annual Leave Pay	-	0.00%
189	Short Term Disability Pay – First Six Months	-	0.00%
		Subtotal:	\$ 405,275 31.94%
Purchased Services			
311	Contracted Services	\$ -	0.00%
312	Workshop Expenses/Allowable Travel	-	0.00%
313	Advertising Cost	-	0.00%
314	Printing and Binding Fees	-	0.00%
315	Reproduction Costs	-	0.00%
317	Psychological Contract Services	-	0.00%
318	Speech and Language Contracted Services	-	0.00%
319	Other Professional/Technical Services	-	0.00%
321	Public Utilities - Electric Services	-	0.00%
322	Public Utilities - Natural Gas	-	0.00%
323	Public Utilities - Water/Sewer	-	0.00%
324	Waste Management	-	0.00%
326	Contracted Repairs - Equipment	-	0.00%
327	Rentals/Leases	-	0.00%
331	Pupil Transportation - Contracted	-	0.00%
332	Travel Reimbursement	-	0.00%
333	Field Trips	-	0.00%
341	Telephone	-	0.00%
342	Postage	-	0.00%
343	Telecommunications Services	-	0.00%
344	Mobile Communication Costs	-	0.00%
351	Tuition Reimbursements	-	0.00%
352	Employee Education Reimbursement	-	0.00%
353	Certification/Licensing Fees	-	0.00%
		Subtotal:	\$ - 0.00%
Supplies & Materials			
411	Supplies and Materials	\$ -	0.00%
413	Other Textbooks	-	0.00%
414	Library Books	-	0.00%
418	Computer Software and Supplies	-	0.00%
421	Fuel for Facilities	-	0.00%
422	Repair Parts, Materials & Labor	-	0.00%

423	Gas/Diesel Fuel	-	0.00%
424	Oil	-	0.00%
425	Tires and Tubes	-	0.00%
451	Food Purchase	-	0.00%
459	Other Food Purchases	-	0.00%
461	Furniture and Equipment	-	0.00%
462	Computer Equipment	-	0.00%
471	Sales and Use Tax Expense	-	0.00%
472	Sales and Use Tax Refund	-	0.00%
Subtotal:		\$	- 0.00%
Capital Outlay			
541	Purchase of Equipment	-	0.00%
542	Purchase of Computer Hardware	-	0.00%
551	Purchase of Vehicles	-	0.00%
552	License and Title Fees	-	0.00%
Subtotal:		\$	- 0.00%
Other			
361	Membership Dues and Fees	\$	- 0.00%
362	Dues and Fees	-	0.00%
363	Assessments/Penalties	-	0.00%
371	Liability Insurance	-	0.00%
372	Vehicle Liability Insurance	-	0.00%
373	Property Insurance	-	0.00%
375	Insurance and Judgments	-	0.00%
378	Scholastic Accident Insurance	-	0.00%
379	Other Insurance & Judgments	-	0.00%
715	Transfers to Multiple Enterprise Fund	\$	- 0.00%
Subtotal:		\$	- 0.00%
Grand Total:		\$	1,268,908 100.00%



LEA 111 - Asheville City Schools

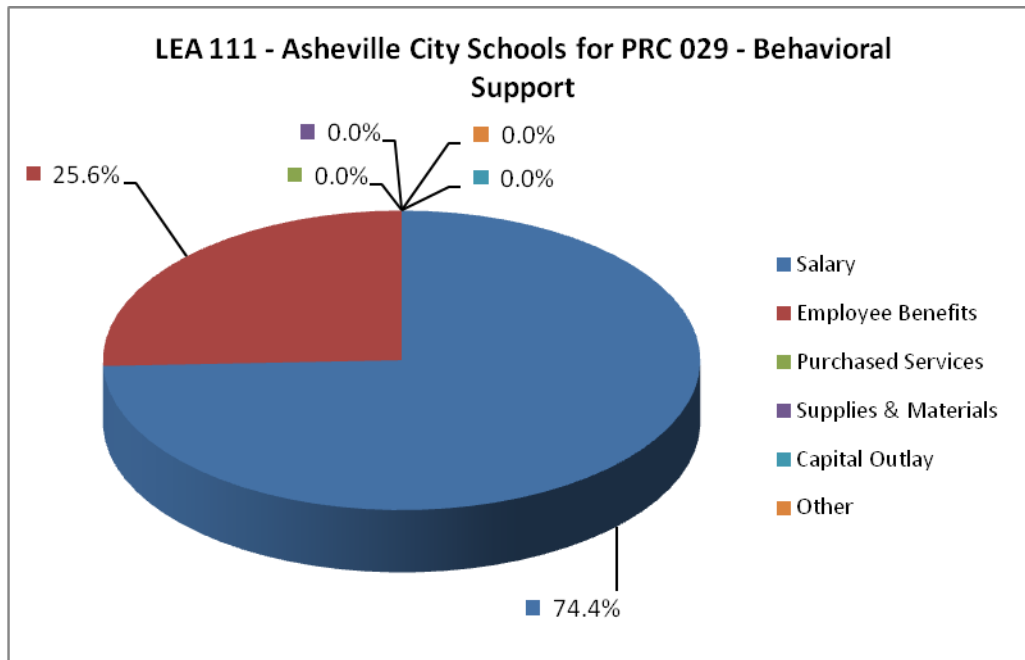
PRC 029 - Behavioral Support

Fiscal Year 2016-2017 District Expenditures by LEA and Object Code as of 6/30/2017

Object Category/Object Code Description	Annual Expenditures	%
Salary		
111 Superintendent	\$ -	0.00%
112 Associate & Deputy Superintendent	-	0.00%
113 Director and/or Supervisor	11,913	12.60%
114 Classified Principal/Headmaster	-	0.00%
115 Finance Officer	-	0.00%
116 Assistant Principal (Non-teaching)	-	0.00%
117 Other Assistant Principal Assignment	-	0.00%
118 Assistant Superintendent	-	0.00%
121 Teacher	4,978	5.27%
122 Interim Teacher – (Paid at Non-certified Rate)	-	0.00%
123 JROTC Teacher	-	0.00%
124 Foreign Exchange (VIF)	-	0.00%
125 New Teacher Orientation	-	0.00%
126 Extended Contracts	-	0.00%
127 Master Teacher	-	0.00%
129_1 Above the Scale Salary (SBA)	-	0.00%
129_2 Above the Scale Salary (Other than SBA)	-	0.00%
131 Instructional Support I - Regular Scale	51,355	54.33%
132 Instructional Support II - Advanced Scale	-	0.00%
133 Psychologists	-	0.00%
134 Teacher Mentor	-	0.00%
135 Instructional Facilitators	-	0.00%
141 Teacher Assistant - Other	-	0.00%
142 Teacher Assistant - NCLB	2,066	2.19%
143 Tutor	-	0.00%
144 Interpreter/Brailist/Translator	-	0.00%
145 Therapist	-	0.00%
146 Specialist (School-Based)	-	0.00%
147 Monitors	-	0.00%
148 Non-Certified Instructor	-	0.00%
149 School Resource Officer	-	0.00%
151 Office Support	-	0.00%
152 Technician	-	0.00%
153 Administrative Specialist (Central Support)	-	0.00%
162 Substitute Pay - Regular Absence	-	0.00%
163 Substitute Pay - Staff Development	-	0.00%
164 Substitute Pay - Full-Time Non-Certified	-	0.00%
165 Substitute Pay - Non-Teaching	-	0.00%
166 Teacher Assistant Pay - Staff Development	-	0.00%
167 Teacher Assistant Pay - Regular Absence	-	0.00%
171 Driver	-	0.00%
172 Driver Overtime	-	0.00%
173 Custodian	-	0.00%
174 Cafeteria Workers	-	0.00%
175 Skilled Trades	-	0.00%
176 Manager	-	0.00%
177 Work Study Student	-	0.00%
181 Supplementary Pay	-	0.00%
180 Bonus Pay (Not Subject to Retirement)	-	0.00%
182 Employee Allowances Taxable	-	0.00%

183	Bonus Pay		-	0.00%
187	Salary Differential (Military, Local, ...)		-	0.00%
191	Curriculum Development Pay		-	0.00%
192	Additional Responsibility Stipend		-	0.00%
193	Mentor Pay		-	0.00%
194	State-Designated Stipend		-	0.00%
196	Staff Development Participant Pay		-	0.00%
197	Staff Development Instructor		-	0.00%
198	Tutorial Pay		-	0.00%
199	Overtime Pay		-	0.00%
		Subtotal:	\$ 70,312	74.38%
Employee Benefits				
211	Employer's Social Security - Regular	\$	4,803	5.08%
221	Employer's Retirement - Regular		11,493	12.16%
229	Other Retirement Cost		-	0.00%
231	Employer's Hospitalization Insurance		7,925	8.38%
232	Employer's Workers' Comp Insurance		-	0.00%
233	Employer's Unemployment Insurance		-	0.00%
184	Longevity Pay		-	0.00%
185	Bonus Leave Pay		-	0.00%
186	Short Term Disability Pay		-	0.00%
188	Annual Leave Pay		-	0.00%
189	Short Term Disability Pay – First Six Months		-	0.00%
		Subtotal:	\$ 24,220	25.62%
Purchased Services				
311	Contracted Services	\$	-	0.00%
312	Workshop Expenses/Allowable Travel		-	0.00%
313	Advertising Cost		-	0.00%
314	Printing and Binding Fees		-	0.00%
315	Reproduction Costs		-	0.00%
317	Psychological Contract Services		-	0.00%
318	Speech and Language Contracted Services		-	0.00%
319	Other Professional/Technical Services		-	0.00%
321	Public Utilities - Electric Services		-	0.00%
322	Public Utilities - Natural Gas		-	0.00%
323	Public Utilities - Water/Sewer		-	0.00%
324	Waste Management		-	0.00%
326	Contracted Repairs - Equipment		-	0.00%
327	Rentals/Leases		-	0.00%
331	Pupil Transportation - Contracted		-	0.00%
332	Travel Reimbursement		-	0.00%
333	Field Trips		-	0.00%
341	Telephone		-	0.00%
342	Postage		-	0.00%
343	Telecommunications Services		-	0.00%
344	Mobile Communication Costs		-	0.00%
351	Tuition Reimbursements		-	0.00%
352	Employee Education Reimbursement		-	0.00%
353	Certification/Licensing Fees		-	0.00%
		Subtotal:	\$ -	0.00%
Supplies & Materials				
411	Supplies and Materials	\$	-	0.00%
413	Other Textbooks		-	0.00%
414	Library Books		-	0.00%
418	Computer Software and Supplies		-	0.00%
421	Fuel for Facilities		-	0.00%
422	Repair Parts, Materials & Labor		-	0.00%

423	Gas/Diesel Fuel	-	0.00%
424	Oil	-	0.00%
425	Tires and Tubes	-	0.00%
451	Food Purchase	-	0.00%
459	Other Food Purchases	-	0.00%
461	Furniture and Equipment	-	0.00%
462	Computer Equipment	-	0.00%
471	Sales and Use Tax Expense	-	0.00%
472	Sales and Use Tax Refund	-	0.00%
Subtotal:		\$	- 0.00%
Capital Outlay			
541	Purchase of Equipment	-	0.00%
542	Purchase of Computer Hardware	-	0.00%
551	Purchase of Vehicles	-	0.00%
552	License and Title Fees	-	0.00%
Subtotal:		\$	- 0.00%
Other			
361	Membership Dues and Fees	\$	- 0.00%
362	Dues and Fees	-	0.00%
363	Assessments/Penalties	-	0.00%
371	Liability Insurance	-	0.00%
372	Vehicle Liability Insurance	-	0.00%
373	Property Insurance	-	0.00%
375	Insurance and Judgments	-	0.00%
378	Scholastic Accident Insurance	-	0.00%
379	Other Insurance & Judgments	-	0.00%
715	Transfers to Multiple Enterprise Fund	\$	- 0.00%
Subtotal:		\$	- 0.00%
Grand Total:		\$	94,532 100.00%



LEA 111 - Asheville City Schools

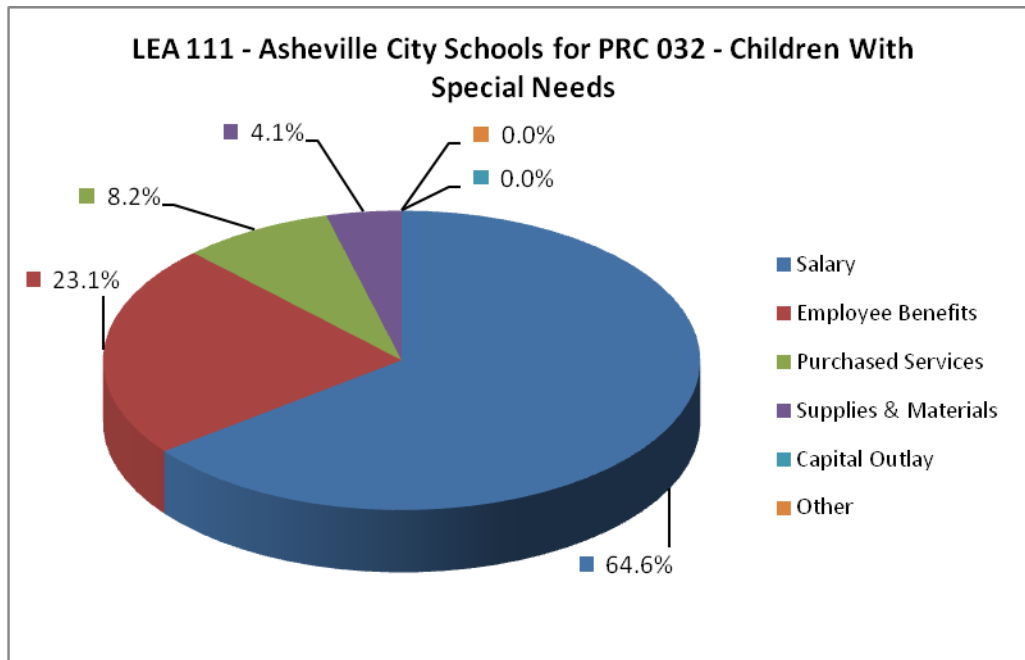
PRC 032 - Children With Special Needs

Fiscal Year 2016-2017 District Expenditures by LEA and Object Code as of 6/30/2017

Object Category/Object Code Description	Annual Expenditures	%
Salary		
111 Superintendent	\$ -	0.00%
112 Associate & Deputy Superintendent	-	0.00%
113 Director and/or Supervisor	-	0.00%
114 Classified Principal/Headmaster	-	0.00%
115 Finance Officer	-	0.00%
116 Assistant Principal (Non-teaching)	-	0.00%
117 Other Assistant Principal Assignment	-	0.00%
118 Assistant Superintendent	-	0.00%
121 Teacher	791,172	31.45%
122 Interim Teacher – (Paid at Non-certified Rate)	-	0.00%
123 JROTC Teacher	-	0.00%
124 Foreign Exchange (VIF)	-	0.00%
125 New Teacher Orientation	-	0.00%
126 Extended Contracts	-	0.00%
127 Master Teacher	-	0.00%
129_1 Above the Scale Salary (SBA)	-	0.00%
129_2 Above the Scale Salary (Other than SBA)	-	0.00%
131 Instructional Support I - Regular Scale	29,550	1.17%
132 Instructional Support II - Advanced Scale	85,463	3.40%
133 Psychologists	197,994	7.87%
134 Teacher Mentor	-	0.00%
135 Instructional Facilitators	-	0.00%
141 Teacher Assistant - Other	-	0.00%
142 Teacher Assistant - NCLB	218,215	8.67%
143 Tutor	11,708	0.47%
144 Interpreter/Brailist/Translator	-	0.00%
145 Therapist	184,652	7.34%
146 Specialist (School-Based)	19,950	0.79%
147 Monitors	-	0.00%
148 Non-Certified Instructor	-	0.00%
149 School Resource Officer	-	0.00%
151 Office Support	45,157	1.80%
152 Technician	-	0.00%
153 Administrative Specialist (Central Support)	-	0.00%
162 Substitute Pay - Regular Absence	34,366	1.37%
163 Substitute Pay - Staff Development	-	0.00%
164 Substitute Pay - Full-Time Non-Certified	-	0.00%
165 Substitute Pay - Non-Teaching	6,781	0.27%
166 Teacher Assistant Pay - Staff Development	-	0.00%
167 Teacher Assistant Pay - Regular Absence	-	0.00%
171 Driver	-	0.00%
172 Driver Overtime	-	0.00%
173 Custodian	-	0.00%
174 Cafeteria Workers	-	0.00%
175 Skilled Trades	-	0.00%
176 Manager	-	0.00%
177 Work Study Student	-	0.00%
181 Supplementary Pay	-	0.00%
180 Bonus Pay (Not Subject to Retirement)	-	0.00%
182 Employee Allowances Taxable	-	0.00%

183	Bonus Pay	-	0.00%
187	Salary Differential (Military, Local, ...)	-	0.00%
191	Curriculum Development Pay	-	0.00%
192	Additional Responsibility Stipend	-	0.00%
193	Mentor Pay	-	0.00%
194	State-Designated Stipend	-	0.00%
196	Staff Development Participant Pay	-	0.00%
197	Staff Development Instructor	-	0.00%
198	Tutorial Pay	-	0.00%
199	Overtime Pay	-	0.00%
		Subtotal:	\$ 1,625,006 64.60%
Employee Benefits			
211	Employer's Social Security - Regular	\$ 117,860	4.69%
221	Employer's Retirement - Regular	245,612	9.76%
229	Other Retirement Cost	-	0.00%
231	Employer's Hospitalization Insurance	218,276	8.68%
232	Employer's Workers' Comp Insurance	-	0.00%
233	Employer's Unemployment Insurance	-	0.00%
184	Longevity Pay	-	0.00%
185	Bonus Leave Pay	-	0.00%
186	Short Term Disability Pay	-	0.00%
188	Annual Leave Pay	-	0.00%
189	Short Term Disability Pay – First Six Months	-	0.00%
		Subtotal:	\$ 581,748 23.13%
Purchased Services			
311	Contracted Services	\$ 101,043	4.02%
312	Workshop Expenses/Allowable Travel	85,344	3.39%
313	Advertising Cost	-	0.00%
314	Printing and Binding Fees	-	0.00%
315	Reproduction Costs	-	0.00%
317	Psychological Contract Services	-	0.00%
318	Speech and Language Contracted Services	-	0.00%
319	Other Professional/Technical Services	-	0.00%
321	Public Utilities - Electric Services	-	0.00%
322	Public Utilities - Natural Gas	-	0.00%
323	Public Utilities - Water/Sewer	-	0.00%
324	Waste Management	-	0.00%
326	Contracted Repairs - Equipment	-	0.00%
327	Rentals/Leases	-	0.00%
331	Pupil Transportation - Contracted	14,106	0.56%
332	Travel Reimbursement	6,058	0.24%
333	Field Trips	-	0.00%
341	Telephone	-	0.00%
342	Postage	-	0.00%
343	Telecommunications Services	-	0.00%
344	Mobile Communication Costs	-	0.00%
351	Tuition Reimbursements	-	0.00%
352	Employee Education Reimbursement	-	0.00%
353	Certification/Licensing Fees	-	0.00%
		Subtotal:	\$ 206,551 8.21%
Supplies & Materials			
411	Supplies and Materials	\$ 63,334	2.52%
413	Other Textbooks	-	0.00%
414	Library Books	-	0.00%
418	Computer Software and Supplies	39,002	1.55%
421	Fuel for Facilities	-	0.00%
422	Repair Parts, Materials & Labor	-	0.00%

423	Gas/Diesel Fuel	-	0.00%
424	Oil	-	0.00%
425	Tires and Tubes	-	0.00%
451	Food Purchase	-	0.00%
459	Other Food Purchases	-	0.00%
461	Furniture and Equipment	-	0.00%
462	Computer Equipment	-	0.00%
471	Sales and Use Tax Expense	-	0.00%
472	Sales and Use Tax Refund	-	0.00%
Subtotal:		\$	102,336 4.07%
Capital Outlay			
541	Purchase of Equipment	-	0.00%
542	Purchase of Computer Hardware	-	0.00%
551	Purchase of Vehicles	-	0.00%
552	License and Title Fees	-	0.00%
Subtotal:		\$	- 0.00%
Other			
361	Membership Dues and Fees	\$	- 0.00%
362	Dues and Fees	-	0.00%
363	Assessments/Penalties	-	0.00%
371	Liability Insurance	-	0.00%
372	Vehicle Liability Insurance	-	0.00%
373	Property Insurance	-	0.00%
375	Insurance and Judgments	-	0.00%
378	Scholastic Accident Insurance	-	0.00%
379	Other Insurance & Judgments	-	0.00%
715	Transfers to Multiple Enterprise Fund	\$	- 0.00%
Subtotal:		\$	- 0.00%
Grand Total:		\$	2,515,640 100.00%



LEA 111 - Asheville City Schools

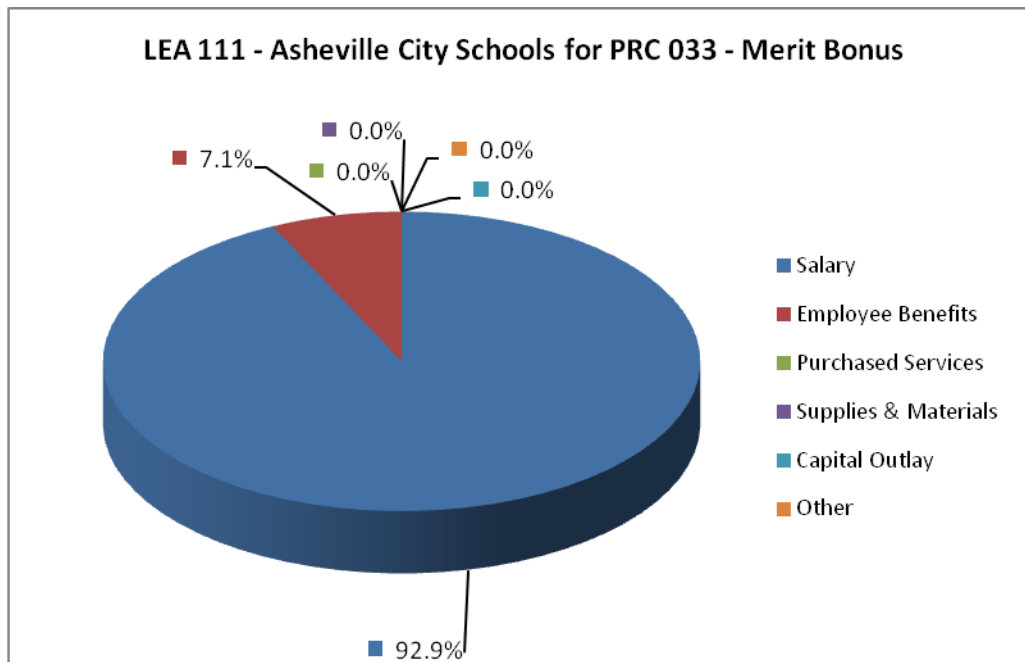
PRC 033 - Merit Bonus

Fiscal Year 2016-2017 District Expenditures by LEA and Object Code as of 6/30/2017

Object Category/Object Code Description	Annual Expenditures	%
Salary		
111 Superintendent	\$ -	0.00%
112 Associate & Deputy Superintendent	-	0.00%
113 Director and/or Supervisor	-	0.00%
114 Classified Principal/Headmaster	-	0.00%
115 Finance Officer	-	0.00%
116 Assistant Principal (Non-teaching)	-	0.00%
117 Other Assistant Principal Assignment	-	0.00%
118 Assistant Superintendent	-	0.00%
121 Teacher	-	0.00%
122 Interim Teacher – (Paid at Non-certified Rate)	-	0.00%
123 JROTC Teacher	-	0.00%
124 Foreign Exchange (VIF)	-	0.00%
125 New Teacher Orientation	-	0.00%
126 Extended Contracts	-	0.00%
127 Master Teacher	-	0.00%
129_1 Above the Scale Salary (SBA)	-	0.00%
129_2 Above the Scale Salary (Other than SBA)	-	0.00%
131 Instructional Support I - Regular Scale	-	0.00%
132 Instructional Support II - Advanced Scale	-	0.00%
133 Psychologists	-	0.00%
134 Teacher Mentor	-	0.00%
135 Instructional Facilitators	-	0.00%
141 Teacher Assistant - Other	-	0.00%
142 Teacher Assistant - NCLB	-	0.00%
143 Tutor	-	0.00%
144 Interpreter/Braillist/Translator	-	0.00%
145 Therapist	-	0.00%
146 Specialist (School-Based)	-	0.00%
147 Monitors	-	0.00%
148 Non-Certified Instructor	-	0.00%
149 School Resource Officer	-	0.00%
151 Office Support	-	0.00%
152 Technician	-	0.00%
153 Administrative Specialist (Central Support)	-	0.00%
162 Substitute Pay - Regular Absence	-	0.00%
163 Substitute Pay - Staff Development	-	0.00%
164 Substitute Pay - Full-Time Non-Certified	-	0.00%
165 Substitute Pay - Non-Teaching	-	0.00%
166 Teacher Assistant Pay - Staff Development	-	0.00%
167 Teacher Assistant Pay - Regular Absence	-	0.00%
171 Driver	-	0.00%
172 Driver Overtime	-	0.00%
173 Custodian	-	0.00%
174 Cafeteria Workers	-	0.00%
175 Skilled Trades	-	0.00%
176 Manager	-	0.00%
177 Work Study Student	-	0.00%
181 Supplementary Pay	-	0.00%

180	Bonus Pay (Not Subject to Retirement)		30,275	92.89%
182	Employee Allowances Taxable		-	0.00%
183	Bonus Pay		-	0.00%
187	Salary Differential (Military, Local, ...)		-	0.00%
191	Curriculum Development Pay		-	0.00%
192	Additional Responsibility Stipend		-	0.00%
193	Mentor Pay		-	0.00%
194	State-Designated Stipend		-	0.00%
196	Staff Development Participant Pay		-	0.00%
197	Staff Development Instructor		-	0.00%
198	Tutorial Pay		-	0.00%
199	Overtime Pay		-	0.00%
		Subtotal:	\$ 30,275	92.89%
Employee Benefits				
211	Employer's Social Security - Regular	\$	2,316	7.11%
221	Employer's Retirement - Regular		-	0.00%
229	Other Retirement Cost		-	0.00%
231	Employer's Hospitalization Insurance		-	0.00%
232	Employer's Workers' Comp Insurance		-	0.00%
233	Employer's Unemployment Insurance		-	0.00%
184	Longevity Pay		-	0.00%
185	Bonus Leave Pay		-	0.00%
186	Short Term Disability Pay		-	0.00%
188	Annual Leave Pay		-	0.00%
189	Short Term Disability Pay – First Six Months		-	0.00%
		Subtotal:	\$ 2,316	7.11%
Purchased Services				
311	Contracted Services	\$	-	0.00%
312	Workshop Expenses/Allowable Travel		-	0.00%
313	Advertising Cost		-	0.00%
314	Printing and Binding Fees		-	0.00%
315	Reproduction Costs		-	0.00%
317	Psychological Contract Services		-	0.00%
318	Speech and Language Contracted Services		-	0.00%
319	Other Professional/Technical Services		-	0.00%
321	Public Utilities - Electric Services		-	0.00%
322	Public Utilities - Natural Gas		-	0.00%
323	Public Utilities - Water/Sewer		-	0.00%
324	Waste Management		-	0.00%
326	Contracted Repairs - Equipment		-	0.00%
327	Rentals/Leases		-	0.00%
331	Pupil Transportation - Contracted		-	0.00%
332	Travel Reimbursement		-	0.00%
333	Field Trips		-	0.00%
341	Telephone		-	0.00%
342	Postage		-	0.00%
343	Telecommunications Services		-	0.00%
344	Mobile Communication Costs		-	0.00%
351	Tuition Reimbursements		-	0.00%
352	Employee Education Reimbursement		-	0.00%
353	Certification/Licensing Fees		-	0.00%
		Subtotal:	\$ -	0.00%
Supplies & Materials				
411	Supplies and Materials	\$	-	0.00%
413	Other Textbooks		-	0.00%
414	Library Books		-	0.00%
418	Computer Software and Supplies		-	0.00%

421	Fuel for Facilities	-	0.00%
422	Repair Parts, Materials & Labor	-	0.00%
423	Gas/Diesel Fuel	-	0.00%
424	Oil	-	0.00%
425	Tires and Tubes	-	0.00%
451	Food Purchase	-	0.00%
459	Other Food Purchases	-	0.00%
461	Furniture and Equipment	-	0.00%
462	Computer Equipment	-	0.00%
471	Sales and Use Tax Expense	-	0.00%
472	Sales and Use Tax Refund	-	0.00%
Subtotal:		\$	- 0.00%
Capital Outlay			
541	Purchase of Equipment	-	0.00%
542	Purchase of Computer Hardware	-	0.00%
551	Purchase of Vehicles	-	0.00%
552	License and Title Fees	-	0.00%
Subtotal:		\$	- 0.00%
Other			
361	Membership Dues and Fees	\$	- 0.00%
362	Dues and Fees	-	0.00%
363	Assessments/Penalties	-	0.00%
371	Liability Insurance	-	0.00%
372	Vehicle Liability Insurance	-	0.00%
373	Property Insurance	-	0.00%
375	Insurance and Judgments	-	0.00%
378	Scholastic Accident Insurance	-	0.00%
379	Other Insurance & Judgments	-	0.00%
715	Transfers to Multiple Enterprise Fund	\$	- 0.00%
Subtotal:		\$	- 0.00%
Grand Total:		\$	32,591 100.00%



LEA 111 - Asheville City Schools

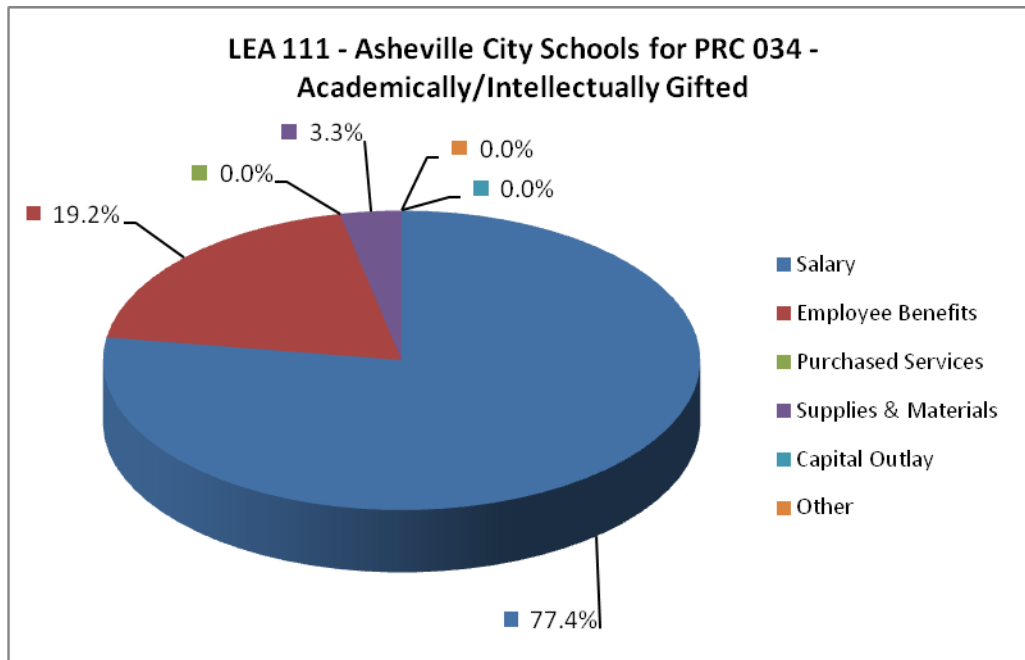
PRC 034 - Academically/Intellectually Gifted

Fiscal Year 2016-2017 District Expenditures by LEA and Object Code as of 6/30/2017

Object Category/Object Code Description	Annual Expenditures	%
Salary		
111 Superintendent	\$ -	0.00%
112 Associate & Deputy Superintendent	-	0.00%
113 Director and/or Supervisor	-	0.00%
114 Classified Principal/Headmaster	-	0.00%
115 Finance Officer	-	0.00%
116 Assistant Principal (Non-teaching)	-	0.00%
117 Other Assistant Principal Assignment	-	0.00%
118 Assistant Superintendent	-	0.00%
121 Teacher	56,742	73.24%
122 Interim Teacher – (Paid at Non-certified Rate)	-	0.00%
123 JROTC Teacher	-	0.00%
124 Foreign Exchange (VIF)	-	0.00%
125 New Teacher Orientation	-	0.00%
126 Extended Contracts	-	0.00%
127 Master Teacher	-	0.00%
129_1 Above the Scale Salary (SBA)	-	0.00%
129_2 Above the Scale Salary (Other than SBA)	-	0.00%
131 Instructional Support I - Regular Scale	-	0.00%
132 Instructional Support II - Advanced Scale	-	0.00%
133 Psychologists	-	0.00%
134 Teacher Mentor	-	0.00%
135 Instructional Facilitators	-	0.00%
141 Teacher Assistant - Other	-	0.00%
142 Teacher Assistant - NCLB	-	0.00%
143 Tutor	-	0.00%
144 Interpreter/Brailist/Translator	-	0.00%
145 Therapist	-	0.00%
146 Specialist (School-Based)	-	0.00%
147 Monitors	-	0.00%
148 Non-Certified Instructor	-	0.00%
149 School Resource Officer	-	0.00%
151 Office Support	-	0.00%
152 Technician	-	0.00%
153 Administrative Specialist (Central Support)	-	0.00%
162 Substitute Pay - Regular Absence	3,245	4.19%
163 Substitute Pay - Staff Development	-	0.00%
164 Substitute Pay - Full-Time Non-Certified	-	0.00%
165 Substitute Pay - Non-Teaching	-	0.00%
166 Teacher Assistant Pay - Staff Development	-	0.00%
167 Teacher Assistant Pay - Regular Absence	-	0.00%
171 Driver	-	0.00%
172 Driver Overtime	-	0.00%
173 Custodian	-	0.00%
174 Cafeteria Workers	-	0.00%
175 Skilled Trades	-	0.00%
176 Manager	-	0.00%
177 Work Study Student	-	0.00%
181 Supplementary Pay	-	0.00%
180 Bonus Pay (Not Subject to Retirement)	-	0.00%
182 Employee Allowances Taxable	-	0.00%

183	Bonus Pay		-	0.00%
187	Salary Differential (Military, Local, ...)		-	0.00%
191	Curriculum Development Pay		-	0.00%
192	Additional Responsibility Stipend		-	0.00%
193	Mentor Pay		-	0.00%
194	State-Designated Stipend		-	0.00%
196	Staff Development Participant Pay		-	0.00%
197	Staff Development Instructor		-	0.00%
198	Tutorial Pay		-	0.00%
199	Overtime Pay		-	0.00%
		Subtotal:	\$ 59,987	77.43%
Employee Benefits				
211	Employer's Social Security - Regular	\$	4,582	5.91%
221	Employer's Retirement - Regular		6,524	8.42%
229	Other Retirement Cost		-	0.00%
231	Employer's Hospitalization Insurance		3,804	4.91%
232	Employer's Workers' Comp Insurance		-	0.00%
233	Employer's Unemployment Insurance		-	0.00%
184	Longevity Pay		-	0.00%
185	Bonus Leave Pay		-	0.00%
186	Short Term Disability Pay		-	0.00%
188	Annual Leave Pay		-	0.00%
189	Short Term Disability Pay – First Six Months		-	0.00%
		Subtotal:	\$ 14,910	19.25%
Purchased Services				
311	Contracted Services	\$	-	0.00%
312	Workshop Expenses/Allowable Travel		-	0.00%
313	Advertising Cost		-	0.00%
314	Printing and Binding Fees		-	0.00%
315	Reproduction Costs		-	0.00%
317	Psychological Contract Services		-	0.00%
318	Speech and Language Contracted Services		-	0.00%
319	Other Professional/Technical Services		-	0.00%
321	Public Utilities - Electric Services		-	0.00%
322	Public Utilities - Natural Gas		-	0.00%
323	Public Utilities - Water/Sewer		-	0.00%
324	Waste Management		-	0.00%
326	Contracted Repairs - Equipment		-	0.00%
327	Rentals/Leases		-	0.00%
331	Pupil Transportation - Contracted		-	0.00%
332	Travel Reimbursement		-	0.00%
333	Field Trips		-	0.00%
341	Telephone		-	0.00%
342	Postage		-	0.00%
343	Telecommunications Services		-	0.00%
344	Mobile Communication Costs		-	0.00%
351	Tuition Reimbursements		-	0.00%
352	Employee Education Reimbursement		-	0.00%
353	Certification/Licensing Fees		-	0.00%
		Subtotal:	\$ -	0.00%
Supplies & Materials				
411	Supplies and Materials	\$	2,575	3.32%
413	Other Textbooks		-	0.00%
414	Library Books		-	0.00%
418	Computer Software and Supplies		-	0.00%
421	Fuel for Facilities		-	0.00%
422	Repair Parts, Materials & Labor		-	0.00%

423	Gas/Diesel Fuel	-	0.00%
424	Oil	-	0.00%
425	Tires and Tubes	-	0.00%
451	Food Purchase	-	0.00%
459	Other Food Purchases	-	0.00%
461	Furniture and Equipment	-	0.00%
462	Computer Equipment	-	0.00%
471	Sales and Use Tax Expense	-	0.00%
472	Sales and Use Tax Refund	-	0.00%
Subtotal:		\$ 2,575	3.32%
Capital Outlay			
541	Purchase of Equipment	-	0.00%
542	Purchase of Computer Hardware	-	0.00%
551	Purchase of Vehicles	-	0.00%
552	License and Title Fees	-	0.00%
Subtotal:		\$ -	0.00%
Other			
361	Membership Dues and Fees	\$ -	0.00%
362	Dues and Fees	-	0.00%
363	Assessments/Penalties	-	0.00%
371	Liability Insurance	-	0.00%
372	Vehicle Liability Insurance	-	0.00%
373	Property Insurance	-	0.00%
375	Insurance and Judgments	-	0.00%
378	Scholastic Accident Insurance	-	0.00%
379	Other Insurance & Judgments	-	0.00%
715	Transfers to Multiple Enterprise Fund	\$ -	0.00%
Subtotal:		\$ -	0.00%
Grand Total:		\$ 77,472	100.00%



LEA 111 - Asheville City Schools

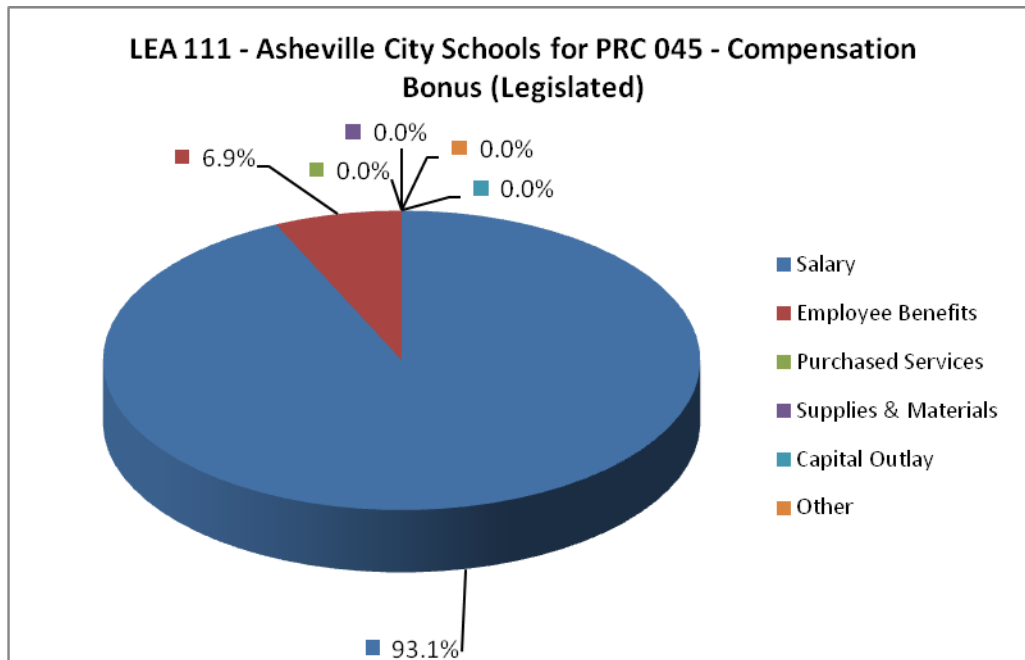
PRC 045 - Compensation Bonus (Legislated)

Fiscal Year 2016-2017 District Expenditures by LEA and Object Code as of 6/30/2017

Object Category/Object Code Description	Annual Expenditures	%
Salary		
111 Superintendent	\$ -	0.00%
112 Associate & Deputy Superintendent	-	0.00%
113 Director and/or Supervisor	-	0.00%
114 Classified Principal/Headmaster	-	0.00%
115 Finance Officer	-	0.00%
116 Assistant Principal (Non-teaching)	-	0.00%
117 Other Assistant Principal Assignment	-	0.00%
118 Assistant Superintendent	-	0.00%
121 Teacher	-	0.00%
122 Interim Teacher – (Paid at Non-certified Rate)	-	0.00%
123 JROTC Teacher	-	0.00%
124 Foreign Exchange (VIF)	-	0.00%
125 New Teacher Orientation	-	0.00%
126 Extended Contracts	-	0.00%
127 Master Teacher	-	0.00%
129_1 Above the Scale Salary (SBA)	-	0.00%
129_2 Above the Scale Salary (Other than SBA)	-	0.00%
131 Instructional Support I - Regular Scale	-	0.00%
132 Instructional Support II - Advanced Scale	-	0.00%
133 Psychologists	-	0.00%
134 Teacher Mentor	-	0.00%
135 Instructional Facilitators	-	0.00%
141 Teacher Assistant - Other	-	0.00%
142 Teacher Assistant - NCLB	-	0.00%
143 Tutor	-	0.00%
144 Interpreter/Brailist/Translator	-	0.00%
145 Therapist	-	0.00%
146 Specialist (School-Based)	-	0.00%
147 Monitors	-	0.00%
148 Non-Certified Instructor	-	0.00%
149 School Resource Officer	-	0.00%
151 Office Support	-	0.00%
152 Technician	-	0.00%
153 Administrative Specialist (Central Support)	-	0.00%
162 Substitute Pay - Regular Absence	-	0.00%
163 Substitute Pay - Staff Development	-	0.00%
164 Substitute Pay - Full-Time Non-Certified	-	0.00%
165 Substitute Pay - Non-Teaching	-	0.00%
166 Teacher Assistant Pay - Staff Development	-	0.00%
167 Teacher Assistant Pay - Regular Absence	-	0.00%
171 Driver	-	0.00%
172 Driver Overtime	-	0.00%
173 Custodian	-	0.00%
174 Cafeteria Workers	-	0.00%
175 Skilled Trades	-	0.00%
176 Manager	-	0.00%
177 Work Study Student	-	0.00%
181 Supplementary Pay	-	0.00%
180 Bonus Pay (Not Subject to Retirement)	16,047	93.09%
182 Employee Allowances Taxable	-	0.00%

183	Bonus Pay		-	0.00%
187	Salary Differential (Military, Local, ...)		-	0.00%
191	Curriculum Development Pay		-	0.00%
192	Additional Responsibility Stipend		-	0.00%
193	Mentor Pay		-	0.00%
194	State-Designated Stipend		-	0.00%
196	Staff Development Participant Pay		-	0.00%
197	Staff Development Instructor		-	0.00%
198	Tutorial Pay		-	0.00%
199	Overtime Pay		-	0.00%
		Subtotal:	\$ 16,047	93.09%
Employee Benefits				
211	Employer's Social Security - Regular	\$	1,191	6.91%
221	Employer's Retirement - Regular		-	0.00%
229	Other Retirement Cost		-	0.00%
231	Employer's Hospitalization Insurance		-	0.00%
232	Employer's Workers' Comp Insurance		-	0.00%
233	Employer's Unemployment Insurance		-	0.00%
184	Longevity Pay		-	0.00%
185	Bonus Leave Pay		-	0.00%
186	Short Term Disability Pay		-	0.00%
188	Annual Leave Pay		-	0.00%
189	Short Term Disability Pay – First Six Months		-	0.00%
		Subtotal:	\$ 1,191	6.91%
Purchased Services				
311	Contracted Services	\$	-	0.00%
312	Workshop Expenses/Allowable Travel		-	0.00%
313	Advertising Cost		-	0.00%
314	Printing and Binding Fees		-	0.00%
315	Reproduction Costs		-	0.00%
317	Psychological Contract Services		-	0.00%
318	Speech and Language Contracted Services		-	0.00%
319	Other Professional/Technical Services		-	0.00%
321	Public Utilities - Electric Services		-	0.00%
322	Public Utilities - Natural Gas		-	0.00%
323	Public Utilities - Water/Sewer		-	0.00%
324	Waste Management		-	0.00%
326	Contracted Repairs - Equipment		-	0.00%
327	Rentals/Leases		-	0.00%
331	Pupil Transportation - Contracted		-	0.00%
332	Travel Reimbursement		-	0.00%
333	Field Trips		-	0.00%
341	Telephone		-	0.00%
342	Postage		-	0.00%
343	Telecommunications Services		-	0.00%
344	Mobile Communication Costs		-	0.00%
351	Tuition Reimbursements		-	0.00%
352	Employee Education Reimbursement		-	0.00%
353	Certification/Licensing Fees		-	0.00%
		Subtotal:	\$ -	0.00%
Supplies & Materials				
411	Supplies and Materials	\$	-	0.00%
413	Other Textbooks		-	0.00%
414	Library Books		-	0.00%
418	Computer Software and Supplies		-	0.00%
421	Fuel for Facilities		-	0.00%
422	Repair Parts, Materials & Labor		-	0.00%

423	Gas/Diesel Fuel	-	0.00%
424	Oil	-	0.00%
425	Tires and Tubes	-	0.00%
451	Food Purchase	-	0.00%
459	Other Food Purchases	-	0.00%
461	Furniture and Equipment	-	0.00%
462	Computer Equipment	-	0.00%
471	Sales and Use Tax Expense	-	0.00%
472	Sales and Use Tax Refund	-	0.00%
Subtotal:		\$	- 0.00%
Capital Outlay			
541	Purchase of Equipment	-	0.00%
542	Purchase of Computer Hardware	-	0.00%
551	Purchase of Vehicles	-	0.00%
552	License and Title Fees	-	0.00%
Subtotal:		\$	- 0.00%
Other			
361	Membership Dues and Fees	\$	- 0.00%
362	Dues and Fees	-	0.00%
363	Assessments/Penalties	-	0.00%
371	Liability Insurance	-	0.00%
372	Vehicle Liability Insurance	-	0.00%
373	Property Insurance	-	0.00%
375	Insurance and Judgments	-	0.00%
378	Scholastic Accident Insurance	-	0.00%
379	Other Insurance & Judgments	-	0.00%
715	Transfers to Multiple Enterprise Fund	\$	- 0.00%
Subtotal:		\$	- 0.00%
Grand Total:		\$	17,237 100.00%



LEA 111 - Asheville City Schools

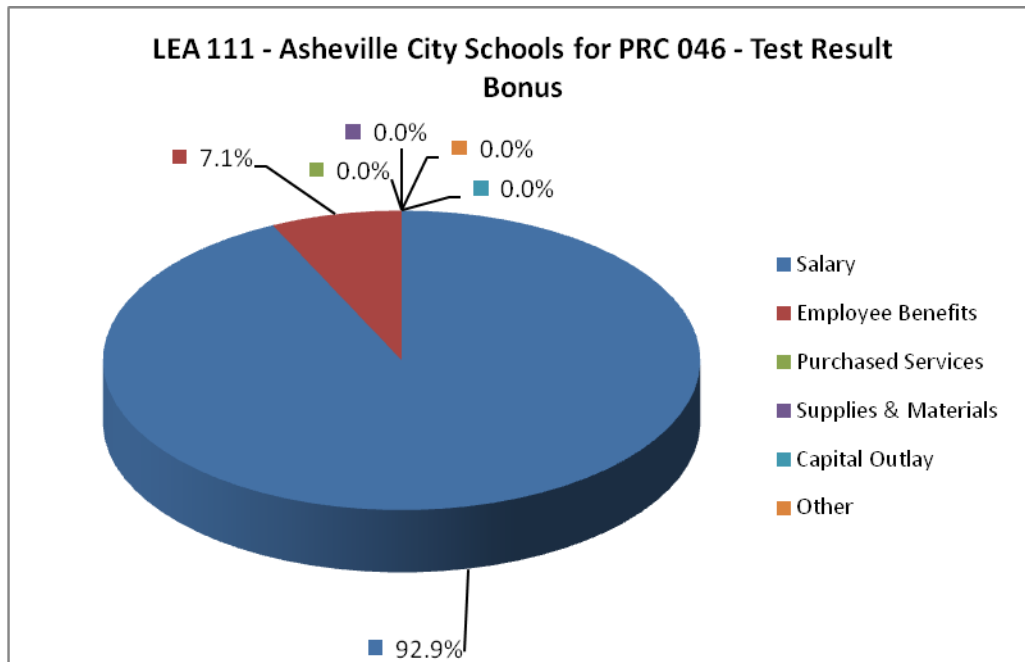
PRC 046 - Test Result Bonus

Fiscal Year 2016-2017 District Expenditures by LEA and Object Code as of 6/30/2017

Object Category/Object Code Description	Annual Expenditures	%
Salary		
111 Superintendent	\$ -	0.00%
112 Associate & Deputy Superintendent	-	0.00%
113 Director and/or Supervisor	-	0.00%
114 Classified Principal/Headmaster	-	0.00%
115 Finance Officer	-	0.00%
116 Assistant Principal (Non-teaching)	-	0.00%
117 Other Assistant Principal Assignment	-	0.00%
118 Assistant Superintendent	-	0.00%
121 Teacher	-	0.00%
122 Interim Teacher – (Paid at Non-certified Rate)	-	0.00%
123 JROTC Teacher	-	0.00%
124 Foreign Exchange (VIF)	-	0.00%
125 New Teacher Orientation	-	0.00%
126 Extended Contracts	-	0.00%
127 Master Teacher	-	0.00%
129_1 Above the Scale Salary (SBA)	-	0.00%
129_2 Above the Scale Salary (Other than SBA)	-	0.00%
131 Instructional Support I - Regular Scale	-	0.00%
132 Instructional Support II - Advanced Scale	-	0.00%
133 Psychologists	-	0.00%
134 Teacher Mentor	-	0.00%
135 Instructional Facilitators	-	0.00%
141 Teacher Assistant - Other	-	0.00%
142 Teacher Assistant - NCLB	-	0.00%
143 Tutor	-	0.00%
144 Interpreter/Brailist/Translator	-	0.00%
145 Therapist	-	0.00%
146 Specialist (School-Based)	-	0.00%
147 Monitors	-	0.00%
148 Non-Certified Instructor	-	0.00%
149 School Resource Officer	-	0.00%
151 Office Support	-	0.00%
152 Technician	-	0.00%
153 Administrative Specialist (Central Support)	-	0.00%
162 Substitute Pay - Regular Absence	-	0.00%
163 Substitute Pay - Staff Development	-	0.00%
164 Substitute Pay - Full-Time Non-Certified	-	0.00%
165 Substitute Pay - Non-Teaching	-	0.00%
166 Teacher Assistant Pay - Staff Development	-	0.00%
167 Teacher Assistant Pay - Regular Absence	-	0.00%
171 Driver	-	0.00%
172 Driver Overtime	-	0.00%
173 Custodian	-	0.00%
174 Cafeteria Workers	-	0.00%
175 Skilled Trades	-	0.00%
176 Manager	-	0.00%
177 Work Study Student	-	0.00%
181 Supplementary Pay	-	0.00%
180 Bonus Pay (Not Subject to Retirement)	42,265	92.89%
182 Employee Allowances Taxable	-	0.00%

183	Bonus Pay		-	0.00%
187	Salary Differential (Military, Local, ...)		-	0.00%
191	Curriculum Development Pay		-	0.00%
192	Additional Responsibility Stipend		-	0.00%
193	Mentor Pay		-	0.00%
194	State-Designated Stipend		-	0.00%
196	Staff Development Participant Pay		-	0.00%
197	Staff Development Instructor		-	0.00%
198	Tutorial Pay		-	0.00%
199	Overtime Pay		-	0.00%
		Subtotal:	\$ 42,265	92.89%
Employee Benefits				
211	Employer's Social Security - Regular	\$	3,233	7.11%
221	Employer's Retirement - Regular		-	0.00%
229	Other Retirement Cost		-	0.00%
231	Employer's Hospitalization Insurance		-	0.00%
232	Employer's Workers' Comp Insurance		-	0.00%
233	Employer's Unemployment Insurance		-	0.00%
184	Longevity Pay		-	0.00%
185	Bonus Leave Pay		-	0.00%
186	Short Term Disability Pay		-	0.00%
188	Annual Leave Pay		-	0.00%
189	Short Term Disability Pay – First Six Months		-	0.00%
		Subtotal:	\$ 3,233	7.11%
Purchased Services				
311	Contracted Services	\$	-	0.00%
312	Workshop Expenses/Allowable Travel		-	0.00%
313	Advertising Cost		-	0.00%
314	Printing and Binding Fees		-	0.00%
315	Reproduction Costs		-	0.00%
317	Psychological Contract Services		-	0.00%
318	Speech and Language Contracted Services		-	0.00%
319	Other Professional/Technical Services		-	0.00%
321	Public Utilities - Electric Services		-	0.00%
322	Public Utilities - Natural Gas		-	0.00%
323	Public Utilities - Water/Sewer		-	0.00%
324	Waste Management		-	0.00%
326	Contracted Repairs - Equipment		-	0.00%
327	Rentals/Leases		-	0.00%
331	Pupil Transportation - Contracted		-	0.00%
332	Travel Reimbursement		-	0.00%
333	Field Trips		-	0.00%
341	Telephone		-	0.00%
342	Postage		-	0.00%
343	Telecommunications Services		-	0.00%
344	Mobile Communication Costs		-	0.00%
351	Tuition Reimbursements		-	0.00%
352	Employee Education Reimbursement		-	0.00%
353	Certification/Licensing Fees		-	0.00%
		Subtotal:	\$ -	0.00%
Supplies & Materials				
411	Supplies and Materials	\$	-	0.00%
413	Other Textbooks		-	0.00%
414	Library Books		-	0.00%
418	Computer Software and Supplies		-	0.00%
421	Fuel for Facilities		-	0.00%
422	Repair Parts, Materials & Labor		-	0.00%

423	Gas/Diesel Fuel	-	0.00%
424	Oil	-	0.00%
425	Tires and Tubes	-	0.00%
451	Food Purchase	-	0.00%
459	Other Food Purchases	-	0.00%
461	Furniture and Equipment	-	0.00%
462	Computer Equipment	-	0.00%
471	Sales and Use Tax Expense	-	0.00%
472	Sales and Use Tax Refund	-	0.00%
Subtotal:		\$	- 0.00%
Capital Outlay			
541	Purchase of Equipment	-	0.00%
542	Purchase of Computer Hardware	-	0.00%
551	Purchase of Vehicles	-	0.00%
552	License and Title Fees	-	0.00%
Subtotal:		\$	- 0.00%
Other			
361	Membership Dues and Fees	\$	- 0.00%
362	Dues and Fees	-	0.00%
363	Assessments/Penalties	-	0.00%
371	Liability Insurance	-	0.00%
372	Vehicle Liability Insurance	-	0.00%
373	Property Insurance	-	0.00%
375	Insurance and Judgments	-	0.00%
378	Scholastic Accident Insurance	-	0.00%
379	Other Insurance & Judgments	-	0.00%
715	Transfers to Multiple Enterprise Fund	\$	- 0.00%
Subtotal:		\$	- 0.00%
Grand Total:		\$	45,498 100.00%



LEA 111 - Asheville City Schools

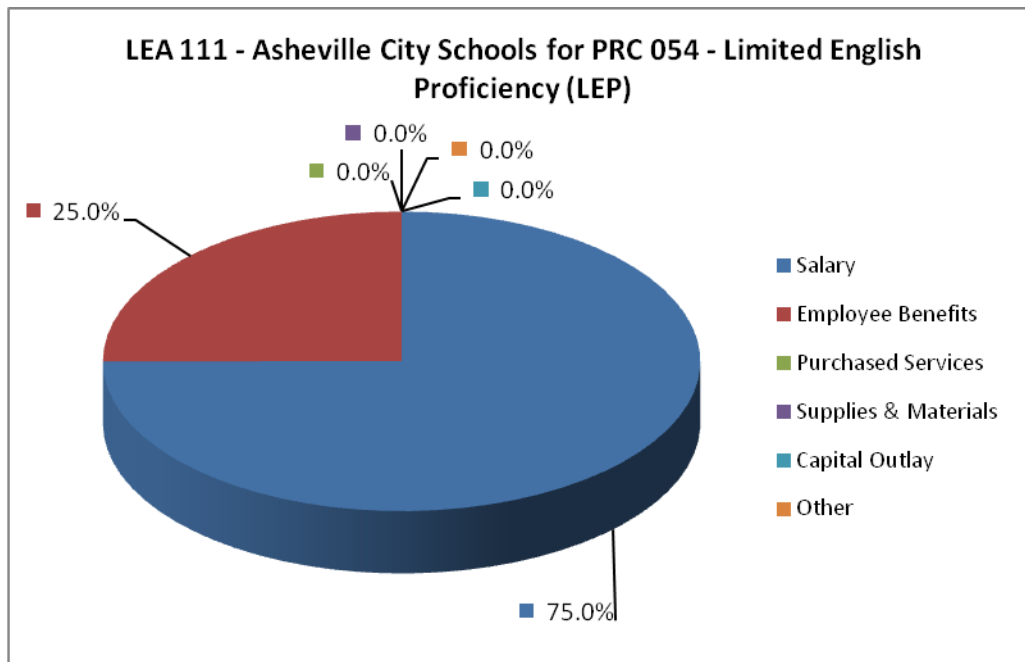
PRC 054 - Limited English Proficiency (LEP)

Fiscal Year 2016-2017 District Expenditures by LEA and Object Code as of 6/30/2017

Object Category/Object Code Description	Annual Expenditures	%
Salary		
111 Superintendent	\$ -	0.00%
112 Associate & Deputy Superintendent	-	0.00%
113 Director and/or Supervisor	-	0.00%
114 Classified Principal/Headmaster	-	0.00%
115 Finance Officer	-	0.00%
116 Assistant Principal (Non-teaching)	-	0.00%
117 Other Assistant Principal Assignment	-	0.00%
118 Assistant Superintendent	-	0.00%
121 Teacher	40,498	74.98%
122 Interim Teacher – (Paid at Non-certified Rate)	-	0.00%
123 JROTC Teacher	-	0.00%
124 Foreign Exchange (VIF)	-	0.00%
125 New Teacher Orientation	-	0.00%
126 Extended Contracts	-	0.00%
127 Master Teacher	-	0.00%
129_1 Above the Scale Salary (SBA)	-	0.00%
129_2 Above the Scale Salary (Other than SBA)	-	0.00%
131 Instructional Support I - Regular Scale	-	0.00%
132 Instructional Support II - Advanced Scale	-	0.00%
133 Psychologists	-	0.00%
134 Teacher Mentor	-	0.00%
135 Instructional Facilitators	-	0.00%
141 Teacher Assistant - Other	-	0.00%
142 Teacher Assistant - NCLB	-	0.00%
143 Tutor	-	0.00%
144 Interpreter/Braillist/Translator	-	0.00%
145 Therapist	-	0.00%
146 Specialist (School-Based)	-	0.00%
147 Monitors	-	0.00%
148 Non-Certified Instructor	-	0.00%
149 School Resource Officer	-	0.00%
151 Office Support	-	0.00%
152 Technician	-	0.00%
153 Administrative Specialist (Central Support)	-	0.00%
162 Substitute Pay - Regular Absence	-	0.00%
163 Substitute Pay - Staff Development	-	0.00%
164 Substitute Pay - Full-Time Non-Certified	-	0.00%
165 Substitute Pay - Non-Teaching	-	0.00%
166 Teacher Assistant Pay - Staff Development	-	0.00%
167 Teacher Assistant Pay - Regular Absence	-	0.00%
171 Driver	-	0.00%
172 Driver Overtime	-	0.00%
173 Custodian	-	0.00%
174 Cafeteria Workers	-	0.00%
175 Skilled Trades	-	0.00%
176 Manager	-	0.00%
177 Work Study Student	-	0.00%
181 Supplementary Pay	-	0.00%

180	Bonus Pay (Not Subject to Retirement)		-	0.00%
182	Employee Allowances Taxable		-	0.00%
183	Bonus Pay		-	0.00%
187	Salary Differential (Military, Local, ...)		-	0.00%
191	Curriculum Development Pay		-	0.00%
192	Additional Responsibility Stipend		-	0.00%
193	Mentor Pay		-	0.00%
194	State-Designated Stipend		-	0.00%
196	Staff Development Participant Pay		-	0.00%
197	Staff Development Instructor		-	0.00%
198	Tutorial Pay		-	0.00%
199	Overtime Pay		-	0.00%
		Subtotal:	\$ 40,498	74.98%
Employee Benefits				
211	Employer's Social Security - Regular	\$	3,057	5.66%
221	Employer's Retirement - Regular		6,610	12.24%
229	Other Retirement Cost		-	0.00%
231	Employer's Hospitalization Insurance		3,846	7.12%
232	Employer's Workers' Comp Insurance		-	0.00%
233	Employer's Unemployment Insurance		-	0.00%
184	Longevity Pay		-	0.00%
185	Bonus Leave Pay		-	0.00%
186	Short Term Disability Pay		-	0.00%
188	Annual Leave Pay		-	0.00%
189	Short Term Disability Pay – First Six Months		-	0.00%
		Subtotal:	\$ 13,513	25.02%
Purchased Services				
311	Contracted Services	\$	-	0.00%
312	Workshop Expenses/Allowable Travel		-	0.00%
313	Advertising Cost		-	0.00%
314	Printing and Binding Fees		-	0.00%
315	Reproduction Costs		-	0.00%
317	Psychological Contract Services		-	0.00%
318	Speech and Language Contracted Services		-	0.00%
319	Other Professional/Technical Services		-	0.00%
321	Public Utilities - Electric Services		-	0.00%
322	Public Utilities - Natural Gas		-	0.00%
323	Public Utilities - Water/Sewer		-	0.00%
324	Waste Management		-	0.00%
326	Contracted Repairs - Equipment		-	0.00%
327	Rentals/Leases		-	0.00%
331	Pupil Transportation - Contracted		-	0.00%
332	Travel Reimbursement		-	0.00%
333	Field Trips		-	0.00%
341	Telephone		-	0.00%
342	Postage		-	0.00%
343	Telecommunications Services		-	0.00%
344	Mobile Communication Costs		-	0.00%
351	Tuition Reimbursements		-	0.00%
352	Employee Education Reimbursement		-	0.00%
353	Certification/Licensing Fees		-	0.00%
		Subtotal:	\$ -	0.00%
Supplies & Materials				
411	Supplies and Materials	\$	-	0.00%
413	Other Textbooks		-	0.00%
414	Library Books		-	0.00%
418	Computer Software and Supplies		-	0.00%

421	Fuel for Facilities	-	0.00%
422	Repair Parts, Materials & Labor	-	0.00%
423	Gas/Diesel Fuel	-	0.00%
424	Oil	-	0.00%
425	Tires and Tubes	-	0.00%
451	Food Purchase	-	0.00%
459	Other Food Purchases	-	0.00%
461	Furniture and Equipment	-	0.00%
462	Computer Equipment	-	0.00%
471	Sales and Use Tax Expense	-	0.00%
472	Sales and Use Tax Refund	-	0.00%
Subtotal:		\$	- 0.00%
Capital Outlay			
541	Purchase of Equipment	-	0.00%
542	Purchase of Computer Hardware	-	0.00%
551	Purchase of Vehicles	-	0.00%
552	License and Title Fees	-	0.00%
Subtotal:		\$	- 0.00%
Other			
361	Membership Dues and Fees	\$	- 0.00%
362	Dues and Fees	-	0.00%
363	Assessments/Penalties	-	0.00%
371	Liability Insurance	-	0.00%
372	Vehicle Liability Insurance	-	0.00%
373	Property Insurance	-	0.00%
375	Insurance and Judgments	-	0.00%
378	Scholastic Accident Insurance	-	0.00%
379	Other Insurance & Judgments	-	0.00%
715	Transfers to Multiple Enterprise Fund	\$	- 0.00%
Subtotal:		\$	- 0.00%
Grand Total:		\$	54,011 100.00%



LEA 111 - Asheville City Schools

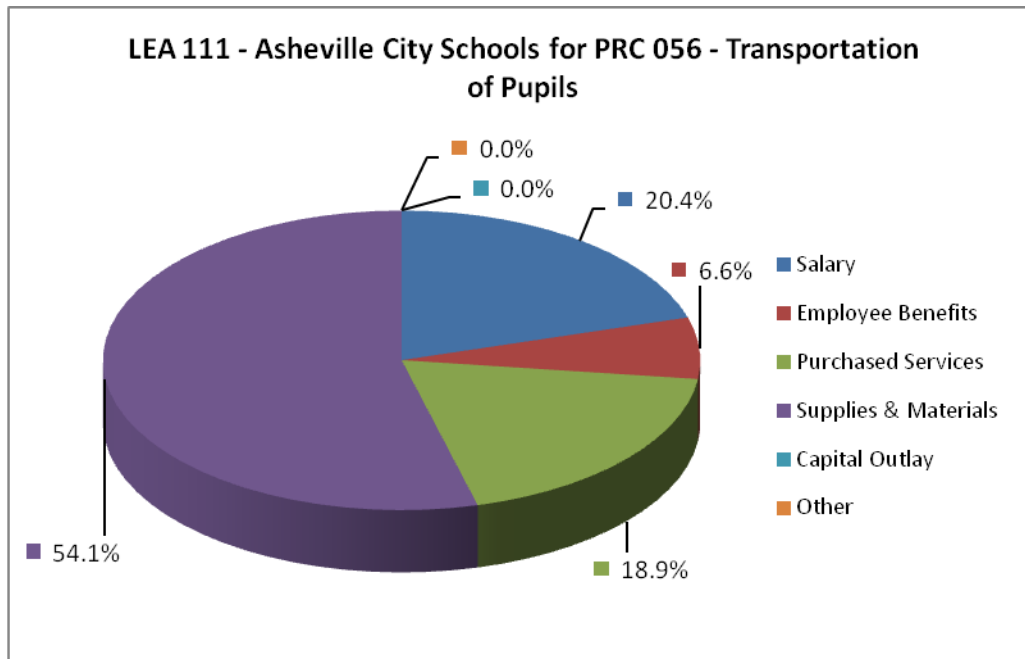
PRC 056 - Transportation of Pupils

Fiscal Year 2016-2017 District Expenditures by LEA and Object Code as of 6/30/2017

Object Category/Object Code Description	Annual Expenditures	%
Salary		
111 Superintendent	\$ -	0.00%
112 Associate & Deputy Superintendent	-	0.00%
113 Director and/or Supervisor	-	0.00%
114 Classified Principal/Headmaster	-	0.00%
115 Finance Officer	-	0.00%
116 Assistant Principal (Non-teaching)	-	0.00%
117 Other Assistant Principal Assignment	-	0.00%
118 Assistant Superintendent	-	0.00%
121 Teacher	-	0.00%
122 Interim Teacher – (Paid at Non-certified Rate)	-	0.00%
123 JROTC Teacher	-	0.00%
124 Foreign Exchange (VIF)	-	0.00%
125 New Teacher Orientation	-	0.00%
126 Extended Contracts	-	0.00%
127 Master Teacher	-	0.00%
129_1 Above the Scale Salary (SBA)	-	0.00%
129_2 Above the Scale Salary (Other than SBA)	-	0.00%
131 Instructional Support I - Regular Scale	-	0.00%
132 Instructional Support II - Advanced Scale	-	0.00%
133 Psychologists	-	0.00%
134 Teacher Mentor	-	0.00%
135 Instructional Facilitators	-	0.00%
141 Teacher Assistant - Other	-	0.00%
142 Teacher Assistant - NCLB	-	0.00%
143 Tutor	-	0.00%
144 Interpreter/Brailist/Translator	-	0.00%
145 Therapist	-	0.00%
146 Specialist (School-Based)	-	0.00%
147 Monitors	-	0.00%
148 Non-Certified Instructor	-	0.00%
149 School Resource Officer	-	0.00%
151 Office Support	-	0.00%
152 Technician	-	0.00%
153 Administrative Specialist (Central Support)	-	0.00%
162 Substitute Pay - Regular Absence	-	0.00%
163 Substitute Pay - Staff Development	-	0.00%
164 Substitute Pay - Full-Time Non-Certified	-	0.00%
165 Substitute Pay - Non-Teaching	-	0.00%
166 Teacher Assistant Pay - Staff Development	-	0.00%
167 Teacher Assistant Pay - Regular Absence	-	0.00%
171 Driver	-	0.00%
172 Driver Overtime	-	0.00%
173 Custodian	-	0.00%
174 Cafeteria Workers	-	0.00%
175 Skilled Trades	66,704	20.39%
176 Manager	-	0.00%
177 Work Study Student	-	0.00%
181 Supplementary Pay	-	0.00%
180 Bonus Pay (Not Subject to Retirement)	-	0.00%
182 Employee Allowances Taxable	-	0.00%

183	Bonus Pay		-	0.00%
187	Salary Differential (Military, Local, ...)		-	0.00%
191	Curriculum Development Pay		-	0.00%
192	Additional Responsibility Stipend		-	0.00%
193	Mentor Pay		-	0.00%
194	State-Designated Stipend		-	0.00%
196	Staff Development Participant Pay		-	0.00%
197	Staff Development Instructor		-	0.00%
198	Tutorial Pay		-	0.00%
199	Overtime Pay		-	0.00%
		Subtotal:	\$ 66,704	20.39%
Employee Benefits				
211	Employer's Social Security - Regular	\$	4,257	1.30%
221	Employer's Retirement - Regular		10,878	3.33%
229	Other Retirement Cost		-	0.00%
231	Employer's Hospitalization Insurance		6,521	1.99%
232	Employer's Workers' Comp Insurance		-	0.00%
233	Employer's Unemployment Insurance		-	0.00%
184	Longevity Pay		-	0.00%
185	Bonus Leave Pay		-	0.00%
186	Short Term Disability Pay		-	0.00%
188	Annual Leave Pay		-	0.00%
189	Short Term Disability Pay – First Six Months		-	0.00%
		Subtotal:	\$ 21,656	6.62%
Purchased Services				
311	Contracted Services	\$	-	0.00%
312	Workshop Expenses/Allowable Travel		1,998	0.61%
313	Advertising Cost		-	0.00%
314	Printing and Binding Fees		-	0.00%
315	Reproduction Costs		-	0.00%
317	Psychological Contract Services		-	0.00%
318	Speech and Language Contracted Services		-	0.00%
319	Other Professional/Technical Services		2,888	0.88%
321	Public Utilities - Electric Services		-	0.00%
322	Public Utilities - Natural Gas		-	0.00%
323	Public Utilities - Water/Sewer		-	0.00%
324	Waste Management		-	0.00%
326	Contracted Repairs - Equipment		49,852	15.24%
327	Rentals/Leases		-	0.00%
331	Pupil Transportation - Contracted		-	0.00%
332	Travel Reimbursement		3,005	0.92%
333	Field Trips		-	0.00%
341	Telephone		-	0.00%
342	Postage		-	0.00%
343	Telecommunications Services		-	0.00%
344	Mobile Communication Costs		4,070	1.24%
351	Tuition Reimbursements		-	0.00%
352	Employee Education Reimbursement		-	0.00%
353	Certification/Licensing Fees		-	0.00%
		Subtotal:	\$ 61,813	18.90%
Supplies & Materials				
411	Supplies and Materials	\$	787	0.24%
413	Other Textbooks		-	0.00%
414	Library Books		-	0.00%
418	Computer Software and Supplies		-	0.00%
421	Fuel for Facilities		-	0.00%
422	Repair Parts, Materials & Labor		9,545	2.92%

423	Gas/Diesel Fuel		166,624	50.94%
424	Oil		-	0.00%
425	Tires and Tubes		-	0.00%
451	Food Purchase		-	0.00%
459	Other Food Purchases		-	0.00%
461	Furniture and Equipment		-	0.00%
462	Computer Equipment		-	0.00%
471	Sales and Use Tax Expense		-	0.00%
472	Sales and Use Tax Refund		-	0.00%
		Subtotal:	\$ 176,956	54.09%
Capital Outlay				
541	Purchase of Equipment		-	0.00%
542	Purchase of Computer Hardware		-	0.00%
551	Purchase of Vehicles		-	0.00%
552	License and Title Fees		-	0.00%
		Subtotal:	\$ -	0.00%
Other				
361	Membership Dues and Fees	\$	-	0.00%
362	Dues and Fees		-	0.00%
363	Assessments/Penalties		-	0.00%
371	Liability Insurance		-	0.00%
372	Vehicle Liability Insurance		-	0.00%
373	Property Insurance		-	0.00%
375	Insurance and Judgments		-	0.00%
378	Scholastic Accident Insurance		-	0.00%
379	Other Insurance & Judgments		-	0.00%
715	Transfers to Multiple Enterprise Fund	\$	-	0.00%
		Subtotal:	\$ -	0.00%
		Grand Total:	\$ 327,130	100.00%



LEA 111 - Asheville City Schools

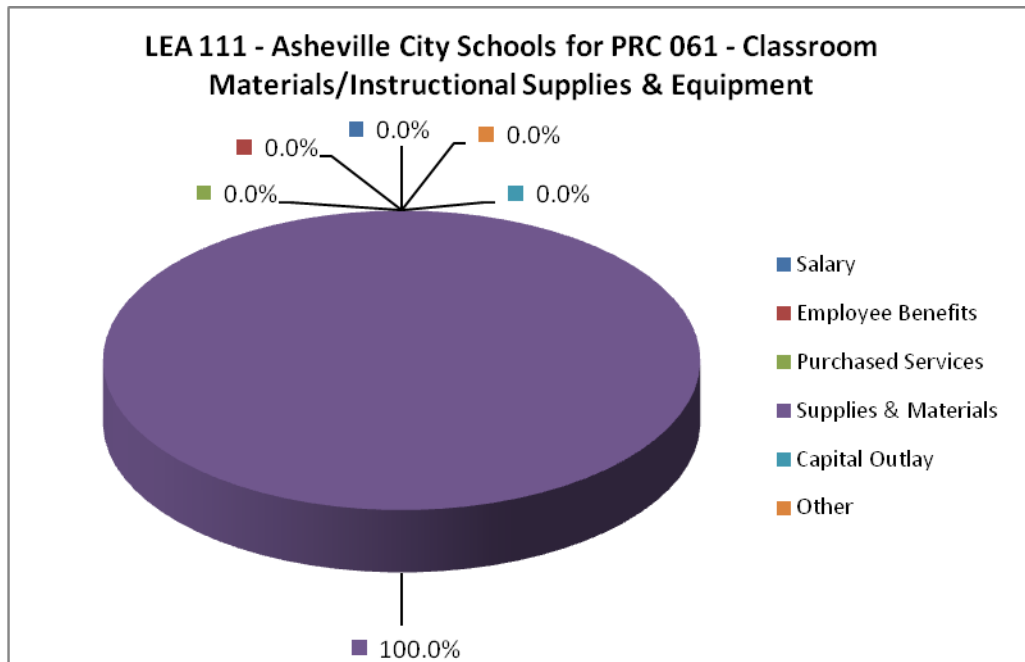
PRC 061 - Classroom Materials/Instructional Supplies & Equipment

Fiscal Year 2016-2017 District Expenditures by LEA and Object Code as of 6/30/2017

Object Category/Object Code Description	Annual Expenditures	%
Salary		
111 Superintendent	\$ -	0.00%
112 Associate & Deputy Superintendent	-	0.00%
113 Director and/or Supervisor	-	0.00%
114 Classified Principal/Headmaster	-	0.00%
115 Finance Officer	-	0.00%
116 Assistant Principal (Non-teaching)	-	0.00%
117 Other Assistant Principal Assignment	-	0.00%
118 Assistant Superintendent	-	0.00%
121 Teacher	-	0.00%
122 Interim Teacher – (Paid at Non-certified Rate)	-	0.00%
123 JROTC Teacher	-	0.00%
124 Foreign Exchange (VIF)	-	0.00%
125 New Teacher Orientation	-	0.00%
126 Extended Contracts	-	0.00%
127 Master Teacher	-	0.00%
129_1 Above the Scale Salary (SBA)	-	0.00%
129_2 Above the Scale Salary (Other than SBA)	-	0.00%
131 Instructional Support I - Regular Scale	-	0.00%
132 Instructional Support II - Advanced Scale	-	0.00%
133 Psychologists	-	0.00%
134 Teacher Mentor	-	0.00%
135 Instructional Facilitators	-	0.00%
141 Teacher Assistant - Other	-	0.00%
142 Teacher Assistant - NCLB	-	0.00%
143 Tutor	-	0.00%
144 Interpreter/Brailist/Translator	-	0.00%
145 Therapist	-	0.00%
146 Specialist (School-Based)	-	0.00%
147 Monitors	-	0.00%
148 Non-Certified Instructor	-	0.00%
149 School Resource Officer	-	0.00%
151 Office Support	-	0.00%
152 Technician	-	0.00%
153 Administrative Specialist (Central Support)	-	0.00%
162 Substitute Pay - Regular Absence	-	0.00%
163 Substitute Pay - Staff Development	-	0.00%
164 Substitute Pay - Full-Time Non-Certified	-	0.00%
165 Substitute Pay - Non-Teaching	-	0.00%
166 Teacher Assistant Pay - Staff Development	-	0.00%
167 Teacher Assistant Pay - Regular Absence	-	0.00%
171 Driver	-	0.00%
172 Driver Overtime	-	0.00%
173 Custodian	-	0.00%
174 Cafeteria Workers	-	0.00%
175 Skilled Trades	-	0.00%
176 Manager	-	0.00%
177 Work Study Student	-	0.00%
181 Supplementary Pay	-	0.00%
180 Bonus Pay (Not Subject to Retirement)	-	0.00%
182 Employee Allowances Taxable	-	0.00%

183	Bonus Pay		-	0.00%
187	Salary Differential (Military, Local, ...)		-	0.00%
191	Curriculum Development Pay		-	0.00%
192	Additional Responsibility Stipend		-	0.00%
193	Mentor Pay		-	0.00%
194	State-Designated Stipend		-	0.00%
196	Staff Development Participant Pay		-	0.00%
197	Staff Development Instructor		-	0.00%
198	Tutorial Pay		-	0.00%
199	Overtime Pay		-	0.00%
		Subtotal:	\$	- 0.00%
Employee Benefits				
211	Employer's Social Security - Regular	\$	-	0.00%
221	Employer's Retirement - Regular		-	0.00%
229	Other Retirement Cost		-	0.00%
231	Employer's Hospitalization Insurance		-	0.00%
232	Employer's Workers' Comp Insurance		-	0.00%
233	Employer's Unemployment Insurance		-	0.00%
184	Longevity Pay		-	0.00%
185	Bonus Leave Pay		-	0.00%
186	Short Term Disability Pay		-	0.00%
188	Annual Leave Pay		-	0.00%
189	Short Term Disability Pay – First Six Months		-	0.00%
		Subtotal:	\$	- 0.00%
Purchased Services				
311	Contracted Services	\$	-	0.00%
312	Workshop Expenses/Allowable Travel		-	0.00%
313	Advertising Cost		-	0.00%
314	Printing and Binding Fees		-	0.00%
315	Reproduction Costs		-	0.00%
317	Psychological Contract Services		-	0.00%
318	Speech and Language Contracted Services		-	0.00%
319	Other Professional/Technical Services		-	0.00%
321	Public Utilities - Electric Services		-	0.00%
322	Public Utilities - Natural Gas		-	0.00%
323	Public Utilities - Water/Sewer		-	0.00%
324	Waste Management		-	0.00%
326	Contracted Repairs - Equipment		-	0.00%
327	Rentals/Leases		-	0.00%
331	Pupil Transportation - Contracted		-	0.00%
332	Travel Reimbursement		-	0.00%
333	Field Trips		-	0.00%
341	Telephone		-	0.00%
342	Postage		-	0.00%
343	Telecommunications Services		-	0.00%
344	Mobile Communication Costs		-	0.00%
351	Tuition Reimbursements		-	0.00%
352	Employee Education Reimbursement		-	0.00%
353	Certification/Licensing Fees		-	0.00%
		Subtotal:	\$	- 0.00%
Supplies & Materials				
411	Supplies and Materials	\$	127,664	38.54%
413	Other Textbooks		203,580	61.46%
414	Library Books		-	0.00%
418	Computer Software and Supplies		-	0.00%
421	Fuel for Facilities		-	0.00%
422	Repair Parts, Materials & Labor		-	0.00%

423	Gas/Diesel Fuel	-	0.00%
424	Oil	-	0.00%
425	Tires and Tubes	-	0.00%
451	Food Purchase	-	0.00%
459	Other Food Purchases	-	0.00%
461	Furniture and Equipment	-	0.00%
462	Computer Equipment	-	0.00%
471	Sales and Use Tax Expense	-	0.00%
472	Sales and Use Tax Refund	-	0.00%
Subtotal:		\$	331,244 100.00%
Capital Outlay			
541	Purchase of Equipment	-	0.00%
542	Purchase of Computer Hardware	-	0.00%
551	Purchase of Vehicles	-	0.00%
552	License and Title Fees	-	0.00%
Subtotal:		\$	- 0.00%
Other			
361	Membership Dues and Fees	\$	- 0.00%
362	Dues and Fees	-	0.00%
363	Assessments/Penalties	-	0.00%
371	Liability Insurance	-	0.00%
372	Vehicle Liability Insurance	-	0.00%
373	Property Insurance	-	0.00%
375	Insurance and Judgments	-	0.00%
378	Scholastic Accident Insurance	-	0.00%
379	Other Insurance & Judgments	-	0.00%
715	Transfers to Multiple Enterprise Fund	\$	- 0.00%
Subtotal:		\$	- 0.00%
Grand Total:		\$	331,244 100.00%



LEA 111 - Asheville City Schools

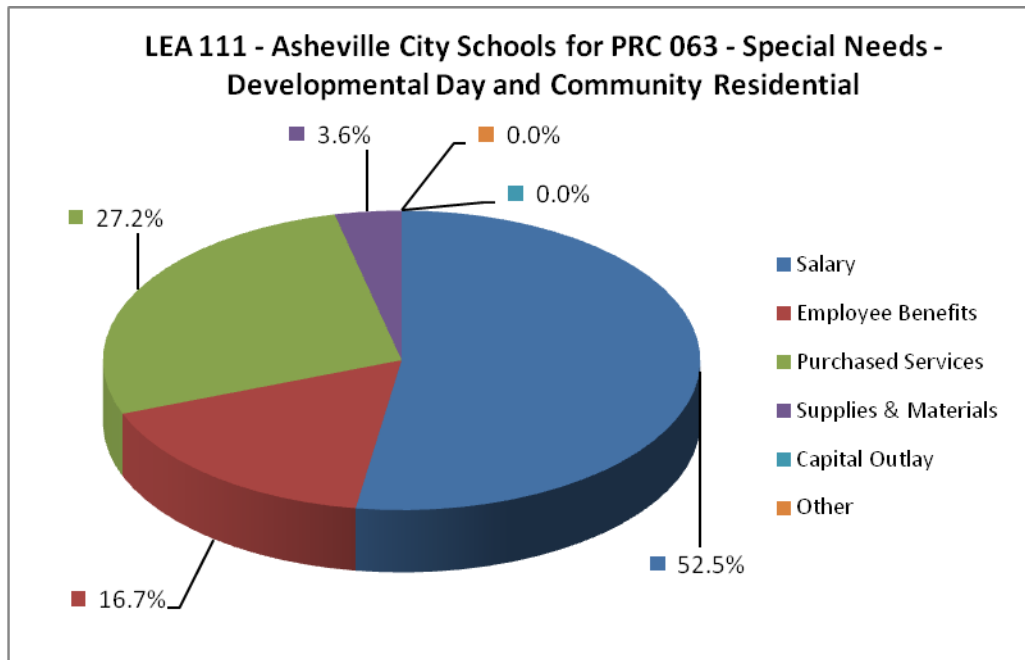
PRC 063 - Special Needs - Developmental Day and Community Residential

Fiscal Year 2016-2017 District Expenditures by LEA and Object Code as of 6/30/2017

Object Category/Object Code Description	Annual Expenditures	%
Salary		
111 Superintendent	\$ -	0.00%
112 Associate & Deputy Superintendent	-	0.00%
113 Director and/or Supervisor	-	0.00%
114 Classified Principal/Headmaster	-	0.00%
115 Finance Officer	-	0.00%
116 Assistant Principal (Non-teaching)	-	0.00%
117 Other Assistant Principal Assignment	-	0.00%
118 Assistant Superintendent	-	0.00%
121 Teacher	-	0.00%
122 Interim Teacher – (Paid at Non-certified Rate)	-	0.00%
123 JROTC Teacher	-	0.00%
124 Foreign Exchange (VIF)	-	0.00%
125 New Teacher Orientation	-	0.00%
126 Extended Contracts	-	0.00%
127 Master Teacher	-	0.00%
129_1 Above the Scale Salary (SBA)	-	0.00%
129_2 Above the Scale Salary (Other than SBA)	-	0.00%
131 Instructional Support I - Regular Scale	-	0.00%
132 Instructional Support II - Advanced Scale	-	0.00%
133 Psychologists	-	0.00%
134 Teacher Mentor	-	0.00%
135 Instructional Facilitators	-	0.00%
141 Teacher Assistant - Other	-	0.00%
142 Teacher Assistant - NCLB	19,543	52.31%
143 Tutor	-	0.00%
144 Interpreter/Brailist/Translator	-	0.00%
145 Therapist	-	0.00%
146 Specialist (School-Based)	-	0.00%
147 Monitors	-	0.00%
148 Non-Certified Instructor	-	0.00%
149 School Resource Officer	-	0.00%
151 Office Support	-	0.00%
152 Technician	-	0.00%
153 Administrative Specialist (Central Support)	-	0.00%
162 Substitute Pay - Regular Absence	-	0.00%
163 Substitute Pay - Staff Development	-	0.00%
164 Substitute Pay - Full-Time Non-Certified	-	0.00%
165 Substitute Pay - Non-Teaching	56	0.15%
166 Teacher Assistant Pay - Staff Development	-	0.00%
167 Teacher Assistant Pay - Regular Absence	-	0.00%
171 Driver	-	0.00%
172 Driver Overtime	-	0.00%
173 Custodian	-	0.00%
174 Cafeteria Workers	-	0.00%
175 Skilled Trades	-	0.00%
176 Manager	-	0.00%
177 Work Study Student	-	0.00%
181 Supplementary Pay	-	0.00%
180 Bonus Pay (Not Subject to Retirement)	-	0.00%
182 Employee Allowances Taxable	-	0.00%

183	Bonus Pay		-	0.00%
187	Salary Differential (Military, Local, ...)		-	0.00%
191	Curriculum Development Pay		-	0.00%
192	Additional Responsibility Stipend		-	0.00%
193	Mentor Pay		-	0.00%
194	State-Designated Stipend		-	0.00%
196	Staff Development Participant Pay		-	0.00%
197	Staff Development Instructor		-	0.00%
198	Tutorial Pay		-	0.00%
199	Overtime Pay		-	0.00%
		Subtotal:	\$ 19,599	52.46%
Employee Benefits				
211	Employer's Social Security - Regular	\$	1,495	4.00%
221	Employer's Retirement - Regular		3,204	8.58%
229	Other Retirement Cost		-	0.00%
231	Employer's Hospitalization Insurance		1,543	4.13%
232	Employer's Workers' Comp Insurance		-	0.00%
233	Employer's Unemployment Insurance		-	0.00%
184	Longevity Pay		-	0.00%
185	Bonus Leave Pay		-	0.00%
186	Short Term Disability Pay		-	0.00%
188	Annual Leave Pay		-	0.00%
189	Short Term Disability Pay – First Six Months		-	0.00%
		Subtotal:	\$ 6,242	16.71%
Purchased Services				
311	Contracted Services	\$	10,169	27.22%
312	Workshop Expenses/Allowable Travel		-	0.00%
313	Advertising Cost		-	0.00%
314	Printing and Binding Fees		-	0.00%
315	Reproduction Costs		-	0.00%
317	Psychological Contract Services		-	0.00%
318	Speech and Language Contracted Services		-	0.00%
319	Other Professional/Technical Services		-	0.00%
321	Public Utilities - Electric Services		-	0.00%
322	Public Utilities - Natural Gas		-	0.00%
323	Public Utilities - Water/Sewer		-	0.00%
324	Waste Management		-	0.00%
326	Contracted Repairs - Equipment		-	0.00%
327	Rentals/Leases		-	0.00%
331	Pupil Transportation - Contracted		-	0.00%
332	Travel Reimbursement		-	0.00%
333	Field Trips		-	0.00%
341	Telephone		-	0.00%
342	Postage		-	0.00%
343	Telecommunications Services		-	0.00%
344	Mobile Communication Costs		-	0.00%
351	Tuition Reimbursements		-	0.00%
352	Employee Education Reimbursement		-	0.00%
353	Certification/Licensing Fees		-	0.00%
		Subtotal:	\$ 10,169	27.22%
Supplies & Materials				
411	Supplies and Materials	\$	1,349	3.61%
413	Other Textbooks		-	0.00%
414	Library Books		-	0.00%
418	Computer Software and Supplies		-	0.00%
421	Fuel for Facilities		-	0.00%
422	Repair Parts, Materials & Labor		-	0.00%

423	Gas/Diesel Fuel	-	0.00%
424	Oil	-	0.00%
425	Tires and Tubes	-	0.00%
451	Food Purchase	-	0.00%
459	Other Food Purchases	-	0.00%
461	Furniture and Equipment	-	0.00%
462	Computer Equipment	-	0.00%
471	Sales and Use Tax Expense	-	0.00%
472	Sales and Use Tax Refund	-	0.00%
Subtotal:		\$	1,349 3.61%
Capital Outlay			
541	Purchase of Equipment	-	0.00%
542	Purchase of Computer Hardware	-	0.00%
551	Purchase of Vehicles	-	0.00%
552	License and Title Fees	-	0.00%
Subtotal:		\$	- 0.00%
Other			
361	Membership Dues and Fees	\$	- 0.00%
362	Dues and Fees	-	0.00%
363	Assessments/Penalties	-	0.00%
371	Liability Insurance	-	0.00%
372	Vehicle Liability Insurance	-	0.00%
373	Property Insurance	-	0.00%
375	Insurance and Judgments	-	0.00%
378	Scholastic Accident Insurance	-	0.00%
379	Other Insurance & Judgments	-	0.00%
715	Transfers to Multiple Enterprise Fund	\$	- 0.00%
Subtotal:		\$	- 0.00%
Grand Total:		\$	37,359 100.00%



LEA 111 - Asheville City Schools

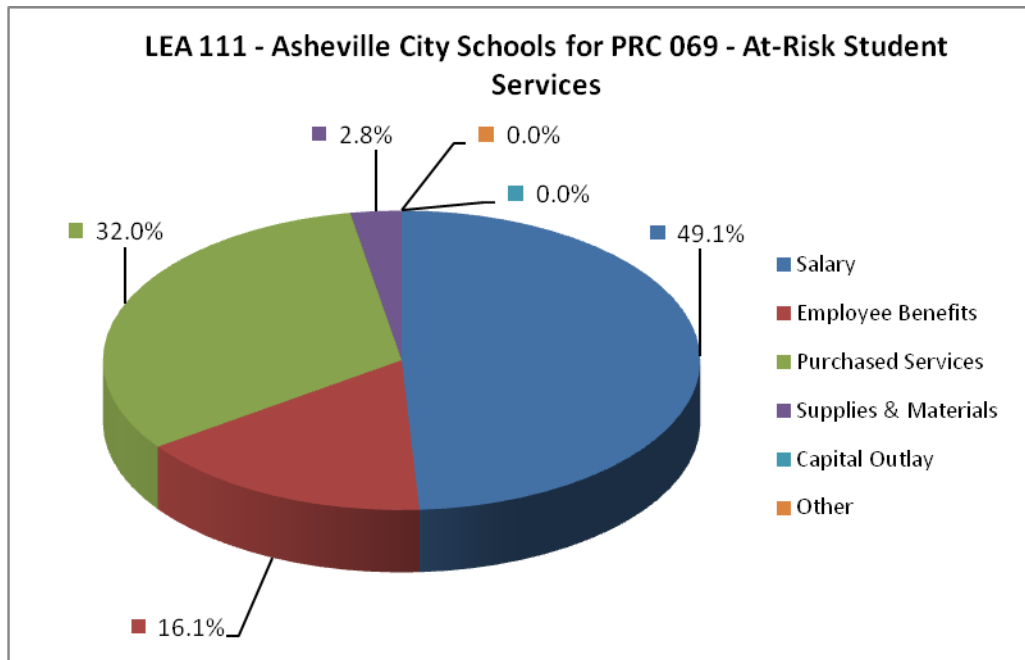
PRC 069 - At-Risk Student Services

Fiscal Year 2016-2017 District Expenditures by LEA and Object Code as of 6/30/2017

Object Category/Object Code Description	Annual Expenditures	%
Salary		
111 Superintendent	\$ -	0.00%
112 Associate & Deputy Superintendent	-	0.00%
113 Director and/or Supervisor	41,646	5.58%
114 Classified Principal/Headmaster	-	0.00%
115 Finance Officer	-	0.00%
116 Assistant Principal (Non-teaching)	-	0.00%
117 Other Assistant Principal Assignment	-	0.00%
118 Assistant Superintendent	-	0.00%
121 Teacher	-	0.00%
122 Interim Teacher – (Paid at Non-certified Rate)	-	0.00%
123 JROTC Teacher	-	0.00%
124 Foreign Exchange (VIF)	-	0.00%
125 New Teacher Orientation	-	0.00%
126 Extended Contracts	-	0.00%
127 Master Teacher	-	0.00%
129_1 Above the Scale Salary (SBA)	-	0.00%
129_2 Above the Scale Salary (Other than SBA)	-	0.00%
131 Instructional Support I - Regular Scale	207,007	27.75%
132 Instructional Support II - Advanced Scale	-	0.00%
133 Psychologists	-	0.00%
134 Teacher Mentor	-	0.00%
135 Instructional Facilitators	-	0.00%
141 Teacher Assistant - Other	-	0.00%
142 Teacher Assistant - NCLB	55,645	7.46%
143 Tutor	19,805	2.65%
144 Interpreter/Brailist/Translator	-	0.00%
145 Therapist	22,099	2.96%
146 Specialist (School-Based)	-	0.00%
147 Monitors	2,578	0.35%
148 Non-Certified Instructor	-	0.00%
149 School Resource Officer	-	0.00%
151 Office Support	-	0.00%
152 Technician	-	0.00%
153 Administrative Specialist (Central Support)	-	0.00%
162 Substitute Pay - Regular Absence	206	0.03%
163 Substitute Pay - Staff Development	-	0.00%
164 Substitute Pay - Full-Time Non-Certified	-	0.00%
165 Substitute Pay - Non-Teaching	-	0.00%
166 Teacher Assistant Pay - Staff Development	-	0.00%
167 Teacher Assistant Pay - Regular Absence	-	0.00%
171 Driver	4,004	0.54%
172 Driver Overtime	-	0.00%
173 Custodian	-	0.00%
174 Cafeteria Workers	-	0.00%
175 Skilled Trades	-	0.00%
176 Manager	-	0.00%
177 Work Study Student	-	0.00%
181 Supplementary Pay	-	0.00%
180 Bonus Pay (Not Subject to Retirement)	-	0.00%
182 Employee Allowances Taxable	-	0.00%

183	Bonus Pay		-	0.00%
187	Salary Differential (Military, Local, ...)		-	0.00%
191	Curriculum Development Pay		5,506	0.74%
192	Additional Responsibility Stipend		-	0.00%
193	Mentor Pay		-	0.00%
194	State-Designated Stipend		-	0.00%
196	Staff Development Participant Pay		2,550	0.34%
197	Staff Development Instructor		-	0.00%
198	Tutorial Pay		4,916	0.66%
199	Overtime Pay		-	0.00%
		Subtotal:	\$ 365,962	49.05%
Employee Benefits				
211	Employer's Social Security - Regular	\$	26,439	3.54%
221	Employer's Retirement - Regular		52,584	7.05%
229	Other Retirement Cost		-	0.00%
231	Employer's Hospitalization Insurance		41,426	5.55%
232	Employer's Workers' Comp Insurance		-	0.00%
233	Employer's Unemployment Insurance		-	0.00%
184	Longevity Pay		-	0.00%
185	Bonus Leave Pay		-	0.00%
186	Short Term Disability Pay		-	0.00%
188	Annual Leave Pay		-	0.00%
189	Short Term Disability Pay – First Six Months		-	0.00%
		Subtotal:	\$ 120,449	16.14%
Purchased Services				
311	Contracted Services	\$	226,270	30.33%
312	Workshop Expenses/Allowable Travel		11,040	1.48%
313	Advertising Cost		-	0.00%
314	Printing and Binding Fees		-	0.00%
315	Reproduction Costs		-	0.00%
317	Psychological Contract Services		-	0.00%
318	Speech and Language Contracted Services		-	0.00%
319	Other Professional/Technical Services		-	0.00%
321	Public Utilities - Electric Services		-	0.00%
322	Public Utilities - Natural Gas		-	0.00%
323	Public Utilities - Water/Sewer		-	0.00%
324	Waste Management		-	0.00%
326	Contracted Repairs - Equipment		-	0.00%
327	Rentals/Leases		-	0.00%
331	Pupil Transportation - Contracted		280	0.04%
332	Travel Reimbursement		1,470	0.20%
333	Field Trips		-	0.00%
341	Telephone		-	0.00%
342	Postage		-	0.00%
343	Telecommunications Services		-	0.00%
344	Mobile Communication Costs		-	0.00%
351	Tuition Reimbursements		-	0.00%
352	Employee Education Reimbursement		-	0.00%
353	Certification/Licensing Fees		-	0.00%
		Subtotal:	\$ 239,060	32.04%
Supplies & Materials				
411	Supplies and Materials	\$	18,173	2.44%
413	Other Textbooks		-	0.00%
414	Library Books		-	0.00%
418	Computer Software and Supplies		2,112	0.28%
421	Fuel for Facilities		-	0.00%
422	Repair Parts, Materials & Labor		-	0.00%

423	Gas/Diesel Fuel		344	0.05%
424	Oil		-	0.00%
425	Tires and Tubes		-	0.00%
451	Food Purchase		-	0.00%
459	Other Food Purchases		-	0.00%
461	Furniture and Equipment		-	0.00%
462	Computer Equipment		-	0.00%
471	Sales and Use Tax Expense		-	0.00%
472	Sales and Use Tax Refund		-	0.00%
		Subtotal:	\$ 20,629	2.76%
Capital Outlay				
541	Purchase of Equipment		-	0.00%
542	Purchase of Computer Hardware		-	0.00%
551	Purchase of Vehicles		-	0.00%
552	License and Title Fees		-	0.00%
		Subtotal:	\$ -	0.00%
Other				
361	Membership Dues and Fees	\$	-	0.00%
362	Dues and Fees		-	0.00%
363	Assessments/Penalties		-	0.00%
371	Liability Insurance		-	0.00%
372	Vehicle Liability Insurance		-	0.00%
373	Property Insurance		-	0.00%
375	Insurance and Judgments		-	0.00%
378	Scholastic Accident Insurance		-	0.00%
379	Other Insurance & Judgments		-	0.00%
715	Transfers to Multiple Enterprise Fund	\$	-	0.00%
		Subtotal:	\$ -	0.00%
		Grand Total:	\$ 746,099	100.00%



LEA 111 - Asheville City Schools

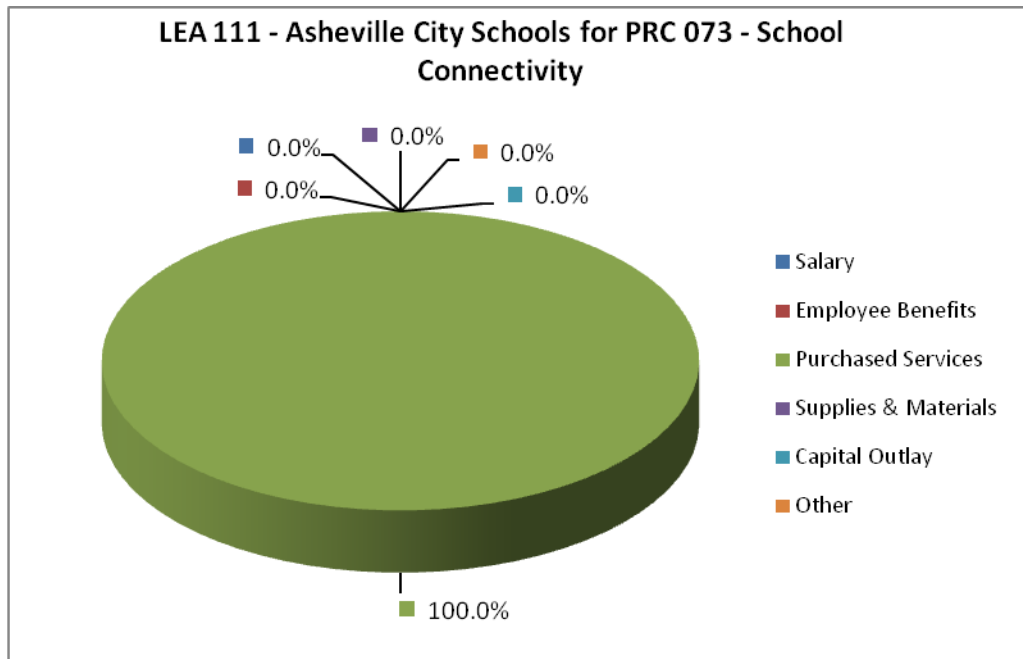
PRC 073 - School Connectivity

Fiscal Year 2016-2017 District Expenditures by LEA and Object Code as of 6/30/2017

Object Category/Object Code Description	Annual Expenditures	%
Salary		
111 Superintendent	\$ -	0.00%
112 Associate & Deputy Superintendent	-	0.00%
113 Director and/or Supervisor	-	0.00%
114 Classified Principal/Headmaster	-	0.00%
115 Finance Officer	-	0.00%
116 Assistant Principal (Non-teaching)	-	0.00%
117 Other Assistant Principal Assignment	-	0.00%
118 Assistant Superintendent	-	0.00%
121 Teacher	-	0.00%
122 Interim Teacher – (Paid at Non-certified Rate)	-	0.00%
123 JROTC Teacher	-	0.00%
124 Foreign Exchange (VIF)	-	0.00%
125 New Teacher Orientation	-	0.00%
126 Extended Contracts	-	0.00%
127 Master Teacher	-	0.00%
129_1 Above the Scale Salary (SBA)	-	0.00%
129_2 Above the Scale Salary (Other than SBA)	-	0.00%
131 Instructional Support I - Regular Scale	-	0.00%
132 Instructional Support II - Advanced Scale	-	0.00%
133 Psychologists	-	0.00%
134 Teacher Mentor	-	0.00%
135 Instructional Facilitators	-	0.00%
141 Teacher Assistant - Other	-	0.00%
142 Teacher Assistant - NCLB	-	0.00%
143 Tutor	-	0.00%
144 Interpreter/Brailist/Translator	-	0.00%
145 Therapist	-	0.00%
146 Specialist (School-Based)	-	0.00%
147 Monitors	-	0.00%
148 Non-Certified Instructor	-	0.00%
149 School Resource Officer	-	0.00%
151 Office Support	-	0.00%
152 Technician	-	0.00%
153 Administrative Specialist (Central Support)	-	0.00%
162 Substitute Pay - Regular Absence	-	0.00%
163 Substitute Pay - Staff Development	-	0.00%
164 Substitute Pay - Full-Time Non-Certified	-	0.00%
165 Substitute Pay - Non-Teaching	-	0.00%
166 Teacher Assistant Pay - Staff Development	-	0.00%
167 Teacher Assistant Pay - Regular Absence	-	0.00%
171 Driver	-	0.00%
172 Driver Overtime	-	0.00%
173 Custodian	-	0.00%
174 Cafeteria Workers	-	0.00%
175 Skilled Trades	-	0.00%
176 Manager	-	0.00%
177 Work Study Student	-	0.00%
181 Supplementary Pay	-	0.00%
180 Bonus Pay (Not Subject to Retirement)	-	0.00%
182 Employee Allowances Taxable	-	0.00%

183	Bonus Pay		-	0.00%
187	Salary Differential (Military, Local, ...)		-	0.00%
191	Curriculum Development Pay		-	0.00%
192	Additional Responsibility Stipend		-	0.00%
193	Mentor Pay		-	0.00%
194	State-Designated Stipend		-	0.00%
196	Staff Development Participant Pay		-	0.00%
197	Staff Development Instructor		-	0.00%
198	Tutorial Pay		-	0.00%
199	Overtime Pay		-	0.00%
	Subtotal:	\$	-	0.00%
Employee Benefits				
211	Employer's Social Security - Regular	\$	-	0.00%
221	Employer's Retirement - Regular		-	0.00%
229	Other Retirement Cost		-	0.00%
231	Employer's Hospitalization Insurance		-	0.00%
232	Employer's Workers' Comp Insurance		-	0.00%
233	Employer's Unemployment Insurance		-	0.00%
184	Longevity Pay		-	0.00%
185	Bonus Leave Pay		-	0.00%
186	Short Term Disability Pay		-	0.00%
188	Annual Leave Pay		-	0.00%
189	Short Term Disability Pay – First Six Months		-	0.00%
	Subtotal:	\$	-	0.00%
Purchased Services				
311	Contracted Services	\$	-	0.00%
312	Workshop Expenses/Allowable Travel		-	0.00%
313	Advertising Cost		-	0.00%
314	Printing and Binding Fees		-	0.00%
315	Reproduction Costs		-	0.00%
317	Psychological Contract Services		-	0.00%
318	Speech and Language Contracted Services		-	0.00%
319	Other Professional/Technical Services		-	0.00%
321	Public Utilities - Electric Services		-	0.00%
322	Public Utilities - Natural Gas		-	0.00%
323	Public Utilities - Water/Sewer		-	0.00%
324	Waste Management		-	0.00%
326	Contracted Repairs - Equipment		-	0.00%
327	Rentals/Leases		-	0.00%
331	Pupil Transportation - Contracted		-	0.00%
332	Travel Reimbursement		-	0.00%
333	Field Trips		-	0.00%
341	Telephone		-	0.00%
342	Postage		-	0.00%
343	Telecommunications Services	49,694	100.00%	
344	Mobile Communication Costs		-	0.00%
351	Tuition Reimbursements		-	0.00%
352	Employee Education Reimbursement		-	0.00%
353	Certification/Licensing Fees		-	0.00%
	Subtotal:	\$	49,694	100.00%
Supplies & Materials				
411	Supplies and Materials	\$	-	0.00%
413	Other Textbooks		-	0.00%
414	Library Books		-	0.00%
418	Computer Software and Supplies		-	0.00%
421	Fuel for Facilities		-	0.00%
422	Repair Parts, Materials & Labor		-	0.00%

423	Gas/Diesel Fuel	-	0.00%
424	Oil	-	0.00%
425	Tires and Tubes	-	0.00%
451	Food Purchase	-	0.00%
459	Other Food Purchases	-	0.00%
461	Furniture and Equipment	-	0.00%
462	Computer Equipment	-	0.00%
471	Sales and Use Tax Expense	-	0.00%
472	Sales and Use Tax Refund	-	0.00%
Subtotal:		\$	- 0.00%
Capital Outlay			
541	Purchase of Equipment	-	0.00%
542	Purchase of Computer Hardware	-	0.00%
551	Purchase of Vehicles	-	0.00%
552	License and Title Fees	-	0.00%
Subtotal:		\$	- 0.00%
Other			
361	Membership Dues and Fees	\$	- 0.00%
362	Dues and Fees	-	0.00%
363	Assessments/Penalties	-	0.00%
371	Liability Insurance	-	0.00%
372	Vehicle Liability Insurance	-	0.00%
373	Property Insurance	-	0.00%
375	Insurance and Judgments	-	0.00%
378	Scholastic Accident Insurance	-	0.00%
379	Other Insurance & Judgments	-	0.00%
715	Transfers to Multiple Enterprise Fund	\$	- 0.00%
Subtotal:		\$	- 0.00%
Grand Total:		\$	49,694 100.00%



LEA 111 - Asheville City Schools

PRC 085 - mClass Reading 3D

Fiscal Year 2016-2017 District Expenditures by LEA and Object Code as of 6/30/2017

Object Category/Object Code Description	Annual Expenditures	%
Salary		
111 Superintendent	\$ -	0.00%
112 Associate & Deputy Superintendent	-	0.00%
113 Director and/or Supervisor	-	0.00%
114 Classified Principal/Headmaster	-	0.00%
115 Finance Officer	-	0.00%
116 Assistant Principal (Non-teaching)	-	0.00%
117 Other Assistant Principal Assignment	-	0.00%
118 Assistant Superintendent	-	0.00%
121 Teacher	-	0.00%
122 Interim Teacher – (Paid at Non-certified Rate)	-	0.00%
123 JROTC Teacher	-	0.00%
124 Foreign Exchange (VIF)	-	0.00%
125 New Teacher Orientation	-	0.00%
126 Extended Contracts	-	0.00%
127 Master Teacher	-	0.00%
129_1 Above the Scale Salary (SBA)	-	0.00%
129_2 Above the Scale Salary (Other than SBA)	-	0.00%
131 Instructional Support I - Regular Scale	-	0.00%
132 Instructional Support II - Advanced Scale	-	0.00%
133 Psychologists	-	0.00%
134 Teacher Mentor	-	0.00%
135 Instructional Facilitators	-	0.00%
141 Teacher Assistant - Other	-	0.00%
142 Teacher Assistant - NCLB	-	0.00%
143 Tutor	-	0.00%
144 Interpreter/Brailist/Translator	-	0.00%
145 Therapist	-	0.00%
146 Specialist (School-Based)	-	0.00%
147 Monitors	-	0.00%
148 Non-Certified Instructor	-	0.00%
149 School Resource Officer	-	0.00%
151 Office Support	-	0.00%
152 Technician	-	0.00%
153 Administrative Specialist (Central Support)	-	0.00%
162 Substitute Pay - Regular Absence	-	0.00%
163 Substitute Pay - Staff Development	-	0.00%
164 Substitute Pay - Full-Time Non-Certified	-	0.00%
165 Substitute Pay - Non-Teaching	-	0.00%
166 Teacher Assistant Pay - Staff Development	-	0.00%
167 Teacher Assistant Pay - Regular Absence	-	0.00%
171 Driver	-	0.00%
172 Driver Overtime	-	0.00%
173 Custodian	-	0.00%
174 Cafeteria Workers	-	0.00%
175 Skilled Trades	-	0.00%
176 Manager	-	0.00%
177 Work Study Student	-	0.00%
181 Supplementary Pay	-	0.00%
180 Bonus Pay (Not Subject to Retirement)	-	0.00%
182 Employee Allowances Taxable	-	0.00%

183	Bonus Pay		-	0.00%
187	Salary Differential (Military, Local, ...)		-	0.00%
191	Curriculum Development Pay		-	0.00%
192	Additional Responsibility Stipend		-	0.00%
193	Mentor Pay		-	0.00%
194	State-Designated Stipend		-	0.00%
196	Staff Development Participant Pay		-	0.00%
197	Staff Development Instructor		-	0.00%
198	Tutorial Pay		-	0.00%
199	Overtime Pay		-	0.00%
		Subtotal:	\$	- 0.00%
Employee Benefits				
211	Employer's Social Security - Regular	\$	-	0.00%
221	Employer's Retirement - Regular		-	0.00%
229	Other Retirement Cost		-	0.00%
231	Employer's Hospitalization Insurance		-	0.00%
232	Employer's Workers' Comp Insurance		-	0.00%
233	Employer's Unemployment Insurance		-	0.00%
184	Longevity Pay		-	0.00%
185	Bonus Leave Pay		-	0.00%
186	Short Term Disability Pay		-	0.00%
188	Annual Leave Pay		-	0.00%
189	Short Term Disability Pay – First Six Months		-	0.00%
		Subtotal:	\$	- 0.00%
Purchased Services				
311	Contracted Services	\$	-	0.00%
312	Workshop Expenses/Allowable Travel		-	0.00%
313	Advertising Cost		-	0.00%
314	Printing and Binding Fees		-	0.00%
315	Reproduction Costs		-	0.00%
317	Psychological Contract Services		-	0.00%
318	Speech and Language Contracted Services		-	0.00%
319	Other Professional/Technical Services		-	0.00%
321	Public Utilities - Electric Services		-	0.00%
322	Public Utilities - Natural Gas		-	0.00%
323	Public Utilities - Water/Sewer		-	0.00%
324	Waste Management		-	0.00%
326	Contracted Repairs - Equipment		-	0.00%
327	Rentals/Leases		-	0.00%
331	Pupil Transportation - Contracted		-	0.00%
332	Travel Reimbursement		-	0.00%
333	Field Trips		-	0.00%
341	Telephone		-	0.00%
342	Postage		-	0.00%
343	Telecommunications Services		-	0.00%
344	Mobile Communication Costs		-	0.00%
351	Tuition Reimbursements		-	0.00%
352	Employee Education Reimbursement		-	0.00%
353	Certification/Licensing Fees		-	0.00%
		Subtotal:	\$	- 0.00%
Supplies & Materials				
411	Supplies and Materials	\$	-	0.00%
413	Other Textbooks		-	0.00%
414	Library Books		-	0.00%
418	Computer Software and Supplies		-	0.00%
421	Fuel for Facilities		-	0.00%
422	Repair Parts, Materials & Labor		-	0.00%

423	Gas/Diesel Fuel	-	0.00%
424	Oil	-	0.00%
425	Tires and Tubes	-	0.00%
451	Food Purchase	-	0.00%
459	Other Food Purchases	-	0.00%
461	Furniture and Equipment	-	0.00%
462	Computer Equipment	28,400	100.00%
471	Sales and Use Tax Expense	-	0.00%
472	Sales and Use Tax Refund	-	0.00%
Subtotal:		\$ 28,400	100.00%
Capital Outlay			
541	Purchase of Equipment	-	0.00%
542	Purchase of Computer Hardware	-	0.00%
551	Purchase of Vehicles	-	0.00%
552	License and Title Fees	-	0.00%
Subtotal:		\$ -	0.00%
Other			
361	Membership Dues and Fees	\$ -	0.00%
362	Dues and Fees	-	0.00%
363	Assessments/Penalties	-	0.00%
371	Liability Insurance	-	0.00%
372	Vehicle Liability Insurance	-	0.00%
373	Property Insurance	-	0.00%
375	Insurance and Judgments	-	0.00%
378	Scholastic Accident Insurance	-	0.00%
379	Other Insurance & Judgments	-	0.00%
715	Transfers to Multiple Enterprise Fund	\$ -	0.00%
Subtotal:		\$ -	0.00%
Grand Total:		\$ 28,400	100.00%

