

**LEA 111 - Asheville City Schools**

**PRC 001 - Classroom Teachers**

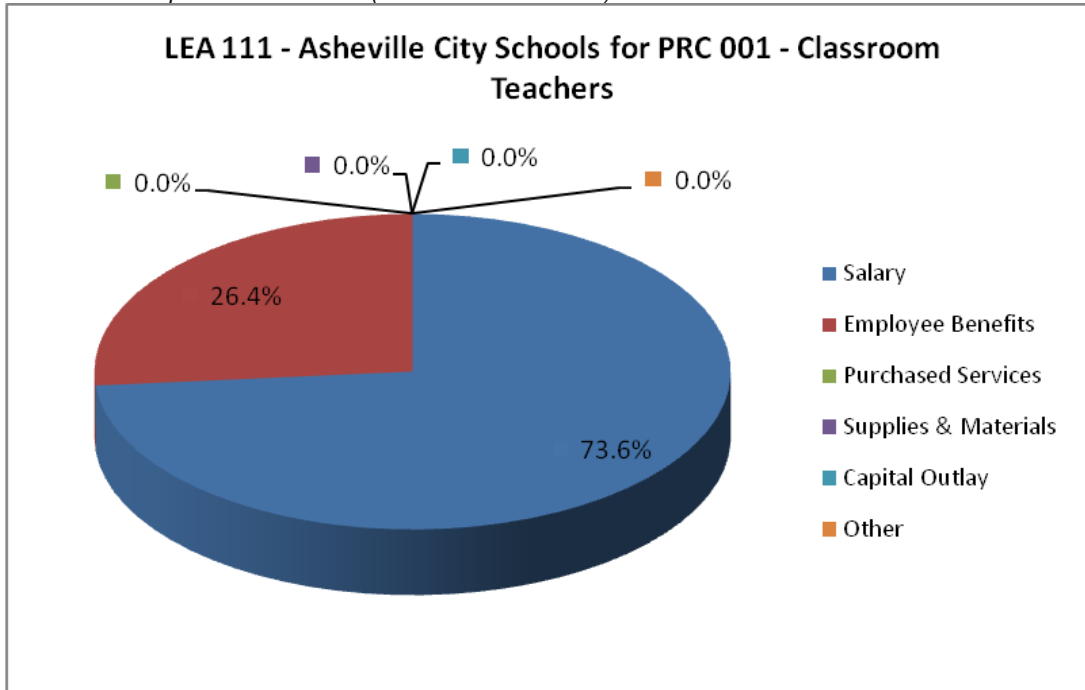
**Fiscal Year 2017-2018 District Expenditures by LEA and Object Code as of 6/30/2018**

<b>Object Category/Object Code Description</b>	<b>Annual Expenditures</b>	<b>%</b>
<b>Salary</b>		
111 Superintendent	\$ -	0.00%
112 Associate & Deputy Superintendent	-	0.00%
113 Director and/or Supervisor	-	0.00%
114 Classified Principal/Headmaster	-	0.00%
115 Finance Officer	-	0.00%
116 Assistant Principal (Non-teaching)	-	0.00%
117 Other Assistant Principal Assignment	-	0.00%
118 Assistant Superintendent	-	0.00%
121 Teacher	10,076,236	73.09%
122 Interim Teacher – (Paid at Non-certified Rate)	-	0.00%
123 JROTC Teacher	64,092	0.46%
124 Foreign Exchange (VIF)	-	0.00%
125 New Teacher Orientation	-	0.00%
126 Extended Contracts	-	0.00%
127 Master Teacher	-	0.00%
129_1 Above the Scale Salary (SBA)	-	0.00%
129_2 Above the Scale Salary (Other than SBA)	3,383	0.02%
131 Instructional Support I - Regular Scale	-	0.00%
132 Instructional Support II - Advanced Scale	-	0.00%
133 Psychologists	-	0.00%
134 Teacher Mentor	-	0.00%
135 Instructional Facilitators	-	0.00%
141 Teacher Assistant - Other	-	0.00%
142 Teacher Assistant - NCLB	-	0.00%
143 Tutor	-	0.00%
144 Interpreter/Brailist/Translator	-	0.00%
145 Therapist	-	0.00%
146 Specialist (School-Based)	-	0.00%
147 Monitors	-	0.00%
148 Non-Certified Instructor	-	0.00%
149 School Resource Officer	-	0.00%
151 Office Support	-	0.00%
152 Technician	-	0.00%
153 Administrative Specialist (Central Support)	-	0.00%
162 Substitute Pay - Regular Absence	-	0.00%
163 Substitute Pay - Staff Development	-	0.00%
164 Substitute Pay - Full-Time Non-Certified	-	0.00%
165 Substitute Pay - Non-Teaching	-	0.00%
166 Teacher Assistant Pay - Staff Development	-	0.00%
167 Teacher Assistant Pay - Regular Absence	-	0.00%
171 Driver	-	0.00%
172 Driver Overtime	-	0.00%
173 Custodian	-	0.00%
174 Cafeteria Workers	-	0.00%
175 Skilled Trades	-	0.00%
176 Manager	-	0.00%
177 Work Study Student	-	0.00%
181 Supplementary Pay	-	0.00%
180 Bonus Pay (Not Subject to Retirement)	-	0.00%
182 Employee Allowances Taxable	-	0.00%
183 Bonus Pay	-	0.00%
187 Salary Differential (Military, Local, ...)	-	0.00%
191 Curriculum Development Pay	-	0.00%
192 Additional Responsibility Stipend	-	0.00%
193 Mentor Pay	-	0.00%
194 State-Designated Stipend	-	0.00%
196 Staff Development Participant Pay	-	0.00%

197	Staff Development Instructor	-	0.00%
198	Tutorial Pay	-	0.00%
199	Overtime Pay	-	0.00%
		<b>Subtotal:</b>	<b>\$ 10,143,711 73.58%</b>
<b>Employee Benefits</b>			
211	Employer's Social Security - Regular	\$ 734,998	5.33%
221	Employer's Retirement - Regular	1,732,202	12.57%
229	Other Retirement Cost	-	0.00%
231	Employer's Hospitalization Insurance	1,174,586	8.52%
232	Employer's Workers' Comp Insurance	-	0.00%
233	Employer's Unemployment Insurance	-	0.00%
234	Employer's Dental Ins Cost	-	0.00%
235	Employer's Life Insurance Cost	-	0.00%
239	Other Insurance Cost	-	0.00%
184	Longevity Pay	-	0.00%
185	Bonus Leave Pay	-	0.00%
186	Short Term Disability Pay	-	0.00%
188	Annual Leave Pay	-	0.00%
189	Short Term Disability Pay – First Six Months	-	0.00%
		<b>Subtotal:</b>	<b>\$ 3,641,785 26.42%</b>
<b>Purchased Services</b>			
311	Contracted Services	\$ -	0.00%
312	Workshop Expenses/Allowable Travel	-	0.00%
313	Advertising Cost	-	0.00%
314	Printing and Binding Fees	-	0.00%
315	Reproduction Costs	-	0.00%
316	Commercial driver's License Medical Exam	-	0.00%
317	Psychological Contract Services	-	0.00%
318	Speech and Language Contracted Services	-	0.00%
319	Other Professional/Technical Services	-	0.00%
321	Public Utilities - Electric Services	-	0.00%
322	Public Utilities - Natural Gas	-	0.00%
323	Public Utilities - Water/Sewer	-	0.00%
324	Waste Management	-	0.00%
325	Contracted Repairs - Land/Bldg	-	0.00%
326	Contracted Repairs - Equipment	-	0.00%
327	Rentals/Leases	-	0.00%
331	Pupil Transportation - Contracted	-	0.00%
332	Travel Reimbursement	-	0.00%
333	Field Trips	-	0.00%
341	Telephone	-	0.00%
342	Postage	-	0.00%
343	Telecommunications Services	-	0.00%
344	Mobile Communication Costs	-	0.00%
351	Tuition Reimbursements	-	0.00%
352	Employee Education Reimbursement	-	0.00%
353	Certification/Licensing Fees	-	0.00%
		<b>Subtotal:</b>	<b>\$ - 0.00%</b>
<b>Supplies &amp; Materials</b>			
411	Supplies and Materials	\$ -	0.00%
412M	State Textbooks *)	-	0.00%
413M	Other Textbooks *)	-	0.00%
413	Other Textbooks	-	0.00%
414	Library Books	-	0.00%
415	Community College/University Textbooks	-	0.00%
418	Computer Software and Supplies	-	0.00%
421	Fuel for Facilities	-	0.00%
422	Repair Parts, Materials & Labor	-	0.00%
423	Gas/Diesel Fuel	-	0.00%
424	Oil	-	0.00%
425	Tires and Tubes	-	0.00%
451	Food Purchase	-	0.00%
459	Other Food Purchases	-	0.00%

461	Furniture and Equipment		-	0.00%
462	Computer Equipment		-	0.00%
471	Sales and Use Tax Expense		-	0.00%
472	Sales and Use Tax Refund		-	0.00%
		<b>Subtotal:</b>	<b>\$</b>	<b>- 0.00%</b>
<b>Capital Outlay</b>				
522	General Contract		-	0.00%
529	Miscellaneous Contracts & Other		-	0.00%
541	Purchase of Equipment		-	0.00%
542	Purchase of Computer Hardware		-	0.00%
551	Purchase of Vehicles		-	0.00%
552	License and Title Fees		-	0.00%
		<b>Subtotal:</b>	<b>\$</b>	<b>- 0.00%</b>
<b>Other</b>				
361	Membership Dues and Fees	\$	-	0.00%
362	Dues and Fees		-	0.00%
363	Assessments/Penalties		-	0.00%
371	Liability Insurance		-	0.00%
372	Vehicle Liability Insurance		-	0.00%
373	Property Insurance		-	0.00%
375	Insurance and Judgments		-	0.00%
378	Scholastic Accident Insurance		-	0.00%
379	Other Insurance & Judgments		-	0.00%
715	Transfers to Multiple Enterprise Fund	\$	-	0.00%
		<b>Subtotal:</b>	<b>\$</b>	<b>- 0.00%</b>
		<b>Grand Total:</b>	<b>\$</b>	<b>13,785,497 100.00%</b>

\* Note: Objects Codes with "M" indicator (412M and 413M) signifies the amounts sourced from MFR report  
MFR Report is based on 12P (13P n/a as of 9/27/2018)



**LEA 111 - Asheville City Schools**

**PRC 002 - Central Office Administration**

**Fiscal Year 2017-2018 District Expenditures by LEA and Object Code as of 6/30/2018**

Object Category/Object Code Description	Annual Expenditures	%
<b>Salary</b>		
111 Superintendent	\$ 120,132	25.03%
112 Associate & Deputy Superintendent	-	0.00%
113 Director and/or Supervisor	163,611	34.09%
114 Classified Principal/Headmaster	-	0.00%
115 Finance Officer	86,757	18.08%
116 Assistant Principal (Non-teaching)	-	0.00%
117 Other Assistant Principal Assignment	-	0.00%
118 Assistant Superintendent	-	0.00%
121 Teacher	-	0.00%
122 Interim Teacher – (Paid at Non-certified Rate)	-	0.00%
123 JROTC Teacher	-	0.00%
124 Foreign Exchange (VIF)	-	0.00%
125 New Teacher Orientation	-	0.00%
126 Extended Contracts	-	0.00%
127 Master Teacher	-	0.00%
129_1 Above the Scale Salary (SBA)	-	0.00%
129_2 Above the Scale Salary (Other than SBA)	-	0.00%
131 Instructional Support I - Regular Scale	-	0.00%
132 Instructional Support II - Advanced Scale	-	0.00%
133 Psychologists	-	0.00%
134 Teacher Mentor	-	0.00%
135 Instructional Facilitators	-	0.00%
141 Teacher Assistant - Other	-	0.00%
142 Teacher Assistant - NCLB	-	0.00%
143 Tutor	-	0.00%
144 Interpreter/Braillist/Translator	-	0.00%
145 Therapist	-	0.00%
146 Specialist (School-Based)	-	0.00%
147 Monitors	-	0.00%
148 Non-Certified Instructor	-	0.00%
149 School Resource Officer	-	0.00%
151 Office Support	-	0.00%
152 Technician	-	0.00%
153 Administrative Specialist (Central Support)	-	0.00%
162 Substitute Pay - Regular Absence	-	0.00%
163 Substitute Pay - Staff Development	-	0.00%
164 Substitute Pay - Full-Time Non-Certified	-	0.00%
165 Substitute Pay - Non-Teaching	-	0.00%
166 Teacher Assistant Pay - Staff Development	-	0.00%
167 Teacher Assistant Pay - Regular Absence	-	0.00%
171 Driver	-	0.00%
172 Driver Overtime	-	0.00%
173 Custodian	-	0.00%
174 Cafeteria Workers	-	0.00%
175 Skilled Trades	-	0.00%
176 Manager	-	0.00%
177 Work Study Student	-	0.00%
181 Supplementary Pay	-	0.00%
180 Bonus Pay (Not Subject to Retirement)	-	0.00%
182 Employee Allowances Taxable	-	0.00%
183 Bonus Pay	-	0.00%
187 Salary Differential (Military, Local, ...)	-	0.00%
191 Curriculum Development Pay	-	0.00%
192 Additional Responsibility Stipend	-	0.00%
193 Mentor Pay	-	0.00%

194	State-Designated Stipend	-	0.00%
196	Staff Development Participant Pay	-	0.00%
197	Staff Development Instructor	-	0.00%
198	Tutorial Pay	-	0.00%
199	Overtime Pay	-	0.00%

---

<b>Subtotal:</b>	<b>\$</b>	<b>370,500</b>	<b>77.20%</b>
------------------	-----------	----------------	---------------

**Employee Benefits**

211	Employer's Social Security - Regular	\$	27,428	5.72%
221	Employer's Retirement - Regular		63,467	13.23%
229	Other Retirement Cost		-	0.00%
231	Employer's Hospitalization Insurance		18,497	3.85%
232	Employer's Workers' Comp Insurance		-	0.00%
233	Employer's Unemployment Insurance		-	0.00%
234	Employer's Dental Ins Cost		-	0.00%
235	Employer's Life Insurance Cost		-	0.00%
239	Other Insurance Cost		-	0.00%
184	Longevity Pay		-	0.00%
185	Bonus Leave Pay		-	0.00%
186	Short Term Disability Pay		-	0.00%
188	Annual Leave Pay		-	0.00%
189	Short Term Disability Pay – First Six Months		-	0.00%

---

<b>Subtotal:</b>	<b>\$</b>	<b>109,391</b>	<b>22.80%</b>
------------------	-----------	----------------	---------------

**Purchased Services**

311	Contracted Services	\$	-	0.00%
312	Workshop Expenses/Allowable Travel		-	0.00%
313	Advertising Cost		-	0.00%
314	Printing and Binding Fees		-	0.00%
315	Reproduction Costs		-	0.00%
316	Commercial driver's License Medical Exam		-	0.00%
317	Psychological Contract Services		-	0.00%
318	Speech and Language Contracted Services		-	0.00%
319	Other Professional/Technical Services		-	0.00%
321	Public Utilities - Electric Services		-	0.00%
322	Public Utilities - Natural Gas		-	0.00%
323	Public Utilities - Water/Sewer		-	0.00%
324	Waste Management		-	0.00%
325	Contracted Repairs - Land/Bldg		-	0.00%
326	Contracted Repairs - Equipment		-	0.00%
327	Rentals/Leases		-	0.00%
331	Pupil Transportation - Contracted		-	0.00%
332	Travel Reimbursement		-	0.00%
333	Field Trips		-	0.00%
341	Telephone		-	0.00%
342	Postage		-	0.00%
343	Telecommunications Services		-	0.00%
344	Mobile Communication Costs		-	0.00%
351	Tuition Reimbursements		-	0.00%
352	Employee Education Reimbursement		-	0.00%
353	Certification/Licensing Fees		-	0.00%

---

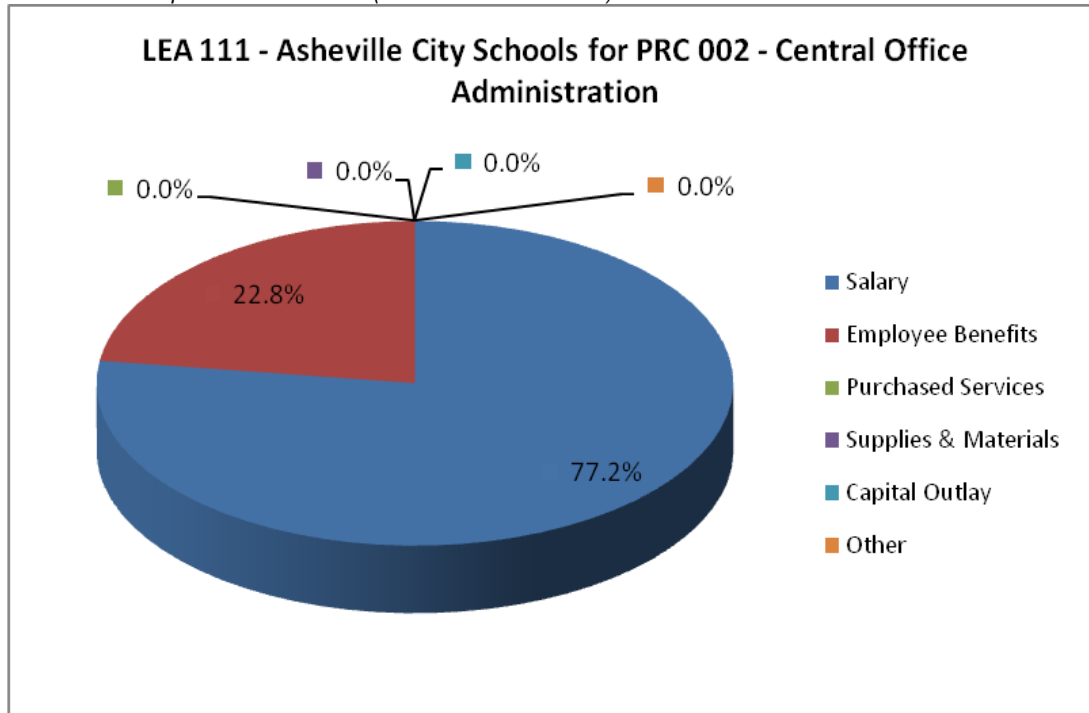
<b>Subtotal:</b>	<b>\$</b>	<b>-</b>	<b>0.00%</b>
------------------	-----------	----------	--------------

**Supplies & Materials**

411	Supplies and Materials	\$	-	0.00%
412M	State Textbooks *)		-	0.00%
413M	Other Textbooks *)		-	0.00%
413	Other Textbooks		-	0.00%
414	Library Books		-	0.00%
415	Community College/University Textbooks		-	0.00%
418	Computer Software and Supplies		-	0.00%
421	Fuel for Facilities		-	0.00%
422	Repair Parts, Materials & Labor		-	0.00%
423	Gas/Diesel Fuel		-	0.00%
424	Oil		-	0.00%
425	Tires and Tubes		-	0.00%

451	Food Purchase		-	0.00%
459	Other Food Purchases		-	0.00%
461	Furniture and Equipment		-	0.00%
462	Computer Equipment		-	0.00%
471	Sales and Use Tax Expense		-	0.00%
472	Sales and Use Tax Refund		-	0.00%
		<b>Subtotal:</b>	<b>\$</b>	<b>- 0.00%</b>
<b>Capital Outlay</b>				
522	General Contract		-	0.00%
529	Miscellaneous Contracts & Other		-	0.00%
541	Purchase of Equipment		-	0.00%
542	Purchase of Computer Hardware		-	0.00%
551	Purchase of Vehicles		-	0.00%
552	License and Title Fees		-	0.00%
		<b>Subtotal:</b>	<b>\$</b>	<b>- 0.00%</b>
<b>Other</b>				
361	Membership Dues and Fees	\$	-	0.00%
362	Dues and Fees		-	0.00%
363	Assessments/Penalties		-	0.00%
371	Liability Insurance		-	0.00%
372	Vehicle Liability Insurance		-	0.00%
373	Property Insurance		-	0.00%
375	Insurance and Judgments		-	0.00%
378	Scholastic Accident Insurance		-	0.00%
379	Other Insurance & Judgments		-	0.00%
715	Transfers to Multiple Enterprise Fund	\$	-	0.00%
		<b>Subtotal:</b>	<b>\$</b>	<b>- 0.00%</b>
		<b>Grand Total:</b>	<b>\$</b>	<b>479,891 100.00%</b>

\* Note: Objects Codes with "M" indicator (412M and 413M) signifies the amounts sourced from MFR report  
MFR Report is based on 12P (13P n/a as of 9/27/2018)



**LEA 111 - Asheville City Schools**

**PRC 003 - Non-Instructional Support Personnel**

**Fiscal Year 2017-2018 District Expenditures by LEA and Object Code as of 6/30/2018**

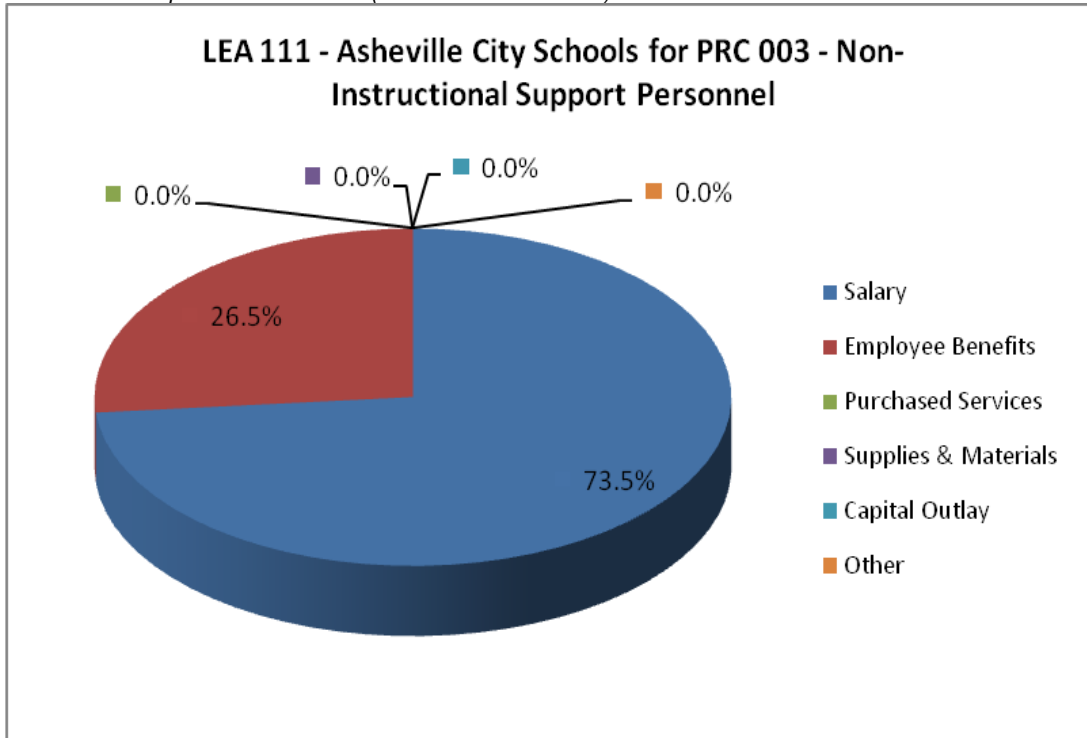
<b>Object Category/Object Code Description</b>	<b>Annual Expenditures</b>	<b>%</b>
<b>Salary</b>		
111 Superintendent	\$ -	0.00%
112 Associate & Deputy Superintendent	-	0.00%
113 Director and/or Supervisor	-	0.00%
114 Classified Principal/Headmaster	-	0.00%
115 Finance Officer	-	0.00%
116 Assistant Principal (Non-teaching)	-	0.00%
117 Other Assistant Principal Assignment	-	0.00%
118 Assistant Superintendent	-	0.00%
121 Teacher	-	0.00%
122 Interim Teacher – (Paid at Non-certified Rate)	-	0.00%
123 JROTC Teacher	-	0.00%
124 Foreign Exchange (VIF)	-	0.00%
125 New Teacher Orientation	-	0.00%
126 Extended Contracts	-	0.00%
127 Master Teacher	-	0.00%
129_1 Above the Scale Salary (SBA)	-	0.00%
129_2 Above the Scale Salary (Other than SBA)	-	0.00%
131 Instructional Support I - Regular Scale	-	0.00%
132 Instructional Support II - Advanced Scale	-	0.00%
133 Psychologists	-	0.00%
134 Teacher Mentor	-	0.00%
135 Instructional Facilitators	-	0.00%
141 Teacher Assistant - Other	-	0.00%
142 Teacher Assistant - NCLB	-	0.00%
143 Tutor	-	0.00%
144 Interpreter/Brailist/Translator	-	0.00%
145 Therapist	-	0.00%
146 Specialist (School-Based)	-	0.00%
147 Monitors	-	0.00%
148 Non-Certified Instructor	-	0.00%
149 School Resource Officer	-	0.00%
151 Office Support	521,417	43.14%
152 Technician	-	0.00%
153 Administrative Specialist (Central Support)	-	0.00%
162 Substitute Pay - Regular Absence	147,420	12.20%
163 Substitute Pay - Staff Development	-	0.00%
164 Substitute Pay - Full-Time Non-Certified	-	0.00%
165 Substitute Pay - Non-Teaching	-	0.00%
166 Teacher Assistant Pay - Staff Development	-	0.00%
167 Teacher Assistant Pay - Regular Absence	-	0.00%
171 Driver	-	0.00%
172 Driver Overtime	-	0.00%
173 Custodian	219,791	18.19%
174 Cafeteria Workers	-	0.00%
175 Skilled Trades	-	0.00%
176 Manager	-	0.00%
177 Work Study Student	-	0.00%
181 Supplementary Pay	-	0.00%
180 Bonus Pay (Not Subject to Retirement)	-	0.00%
182 Employee Allowances Taxable	-	0.00%
183 Bonus Pay	-	0.00%
187 Salary Differential (Military, Local, ...)	-	0.00%
191 Curriculum Development Pay	-	0.00%
192 Additional Responsibility Stipend	-	0.00%
193 Mentor Pay	-	0.00%
194 State-Designated Stipend	-	0.00%
196 Staff Development Participant Pay	-	0.00%

197	Staff Development Instructor	-	0.00%
198	Tutorial Pay	-	0.00%
199	Overtime Pay	-	0.00%
		<b>Subtotal:</b>	<b>\$ 888,628 73.53%</b>
<b>Employee Benefits</b>			
211	Employer's Social Security - Regular	\$ 67,882	5.62%
221	Employer's Retirement - Regular	130,654	10.81%
229	Other Retirement Cost	-	0.00%
231	Employer's Hospitalization Insurance	121,393	10.04%
232	Employer's Workers' Comp Insurance	-	0.00%
233	Employer's Unemployment Insurance	-	0.00%
234	Employer's Dental Ins Cost	-	0.00%
235	Employer's Life Insurance Cost	-	0.00%
239	Other Insurance Cost	-	0.00%
184	Longevity Pay	-	0.00%
185	Bonus Leave Pay	-	0.00%
186	Short Term Disability Pay	-	0.00%
188	Annual Leave Pay	-	0.00%
189	Short Term Disability Pay – First Six Months	-	0.00%
		<b>Subtotal:</b>	<b>\$ 319,930 26.47%</b>
<b>Purchased Services</b>			
311	Contracted Services	\$ -	0.00%
312	Workshop Expenses/Allowable Travel	-	0.00%
313	Advertising Cost	-	0.00%
314	Printing and Binding Fees	-	0.00%
315	Reproduction Costs	-	0.00%
316	Commercial driver's License Medical Exam	-	0.00%
317	Psychological Contract Services	-	0.00%
318	Speech and Language Contracted Services	-	0.00%
319	Other Professional/Technical Services	-	0.00%
321	Public Utilities - Electric Services	-	0.00%
322	Public Utilities - Natural Gas	-	0.00%
323	Public Utilities - Water/Sewer	-	0.00%
324	Waste Management	-	0.00%
325	Contracted Repairs - Land/Bldg	-	0.00%
326	Contracted Repairs - Equipment	-	0.00%
327	Rentals/Leases	-	0.00%
331	Pupil Transportation - Contracted	-	0.00%
332	Travel Reimbursement	-	0.00%
333	Field Trips	-	0.00%
341	Telephone	-	0.00%
342	Postage	-	0.00%
343	Telecommunications Services	-	0.00%
344	Mobile Communication Costs	-	0.00%
351	Tuition Reimbursements	-	0.00%
352	Employee Education Reimbursement	-	0.00%
353	Certification/Licensing Fees	-	0.00%
		<b>Subtotal:</b>	<b>\$ - 0.00%</b>
<b>Supplies &amp; Materials</b>			
411	Supplies and Materials	\$ -	0.00%
412M	State Textbooks *)	-	0.00%
413M	Other Textbooks *)	-	0.00%
413	Other Textbooks	-	0.00%
414	Library Books	-	0.00%
415	Community College/University Textbooks	-	0.00%
418	Computer Software and Supplies	-	0.00%
421	Fuel for Facilities	-	0.00%
422	Repair Parts, Materials & Labor	-	0.00%
423	Gas/Diesel Fuel	-	0.00%
424	Oil	-	0.00%
425	Tires and Tubes	-	0.00%
451	Food Purchase	-	0.00%
459	Other Food Purchases	-	0.00%



461	Furniture and Equipment		-	0.00%
462	Computer Equipment		-	0.00%
471	Sales and Use Tax Expense		-	0.00%
472	Sales and Use Tax Refund		-	0.00%
		<b>Subtotal:</b>	<b>\$</b>	<b>- 0.00%</b>
<b>Capital Outlay</b>				
522	General Contract		-	0.00%
529	Miscellaneous Contracts & Other		-	0.00%
541	Purchase of Equipment		-	0.00%
542	Purchase of Computer Hardware		-	0.00%
551	Purchase of Vehicles		-	0.00%
552	License and Title Fees		-	0.00%
		<b>Subtotal:</b>	<b>\$</b>	<b>- 0.00%</b>
<b>Other</b>				
361	Membership Dues and Fees	\$	-	0.00%
362	Dues and Fees		-	0.00%
363	Assessments/Penalties		-	0.00%
371	Liability Insurance		-	0.00%
372	Vehicle Liability Insurance		-	0.00%
373	Property Insurance		-	0.00%
375	Insurance and Judgments		-	0.00%
378	Scholastic Accident Insurance		-	0.00%
379	Other Insurance & Judgments		-	0.00%
715	Transfers to Multiple Enterprise Fund	\$	-	0.00%
		<b>Subtotal:</b>	<b>\$</b>	<b>- 0.00%</b>
		<b>Grand Total:</b>	<b>\$</b>	<b>1,208,558 100.00%</b>

\* Note: Objects Codes with "M" indicator (412M and 413M) signifies the amounts sourced from MFR report  
MFR Report is based on 12P (13P n/a as of 9/27/2018)



**LEA 111 - Asheville City Schools**

**PRC 005 - School Building Administration**

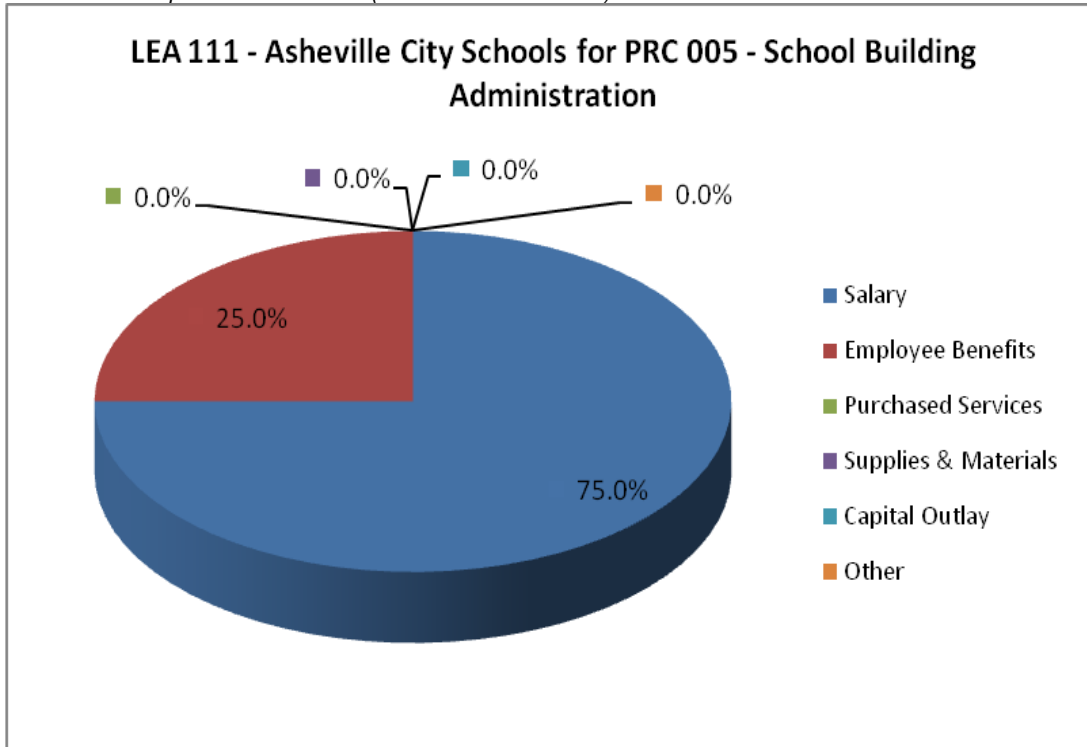
**Fiscal Year 2017-2018 District Expenditures by LEA and Object Code as of 6/30/2018**

Object Category/Object Code Description	Annual Expenditures	%
<b>Salary</b>		
111 Superintendent	\$ -	0.00%
112 Associate & Deputy Superintendent	-	0.00%
113 Director and/or Supervisor	-	0.00%
114 Classified Principal/Headmaster	521,263	47.86%
115 Finance Officer	-	0.00%
116 Assistant Principal (Non-teaching)	266,044	24.43%
117 Other Assistant Principal Assignment	-	0.00%
118 Assistant Superintendent	-	0.00%
121 Teacher	-	0.00%
122 Interim Teacher – (Paid at Non-certified Rate)	-	0.00%
123 JROTC Teacher	-	0.00%
124 Foreign Exchange (VIF)	-	0.00%
125 New Teacher Orientation	-	0.00%
126 Extended Contracts	-	0.00%
127 Master Teacher	-	0.00%
129_1 Above the Scale Salary (SBA)	29,465	2.71%
129_2 Above the Scale Salary (Other than SBA)	-	0.00%
131 Instructional Support I - Regular Scale	-	0.00%
132 Instructional Support II - Advanced Scale	-	0.00%
133 Psychologists	-	0.00%
134 Teacher Mentor	-	0.00%
135 Instructional Facilitators	-	0.00%
141 Teacher Assistant - Other	-	0.00%
142 Teacher Assistant - NCLB	-	0.00%
143 Tutor	-	0.00%
144 Interpreter/Brailist/Translator	-	0.00%
145 Therapist	-	0.00%
146 Specialist (School-Based)	-	0.00%
147 Monitors	-	0.00%
148 Non-Certified Instructor	-	0.00%
149 School Resource Officer	-	0.00%
151 Office Support	-	0.00%
152 Technician	-	0.00%
153 Administrative Specialist (Central Support)	-	0.00%
162 Substitute Pay - Regular Absence	-	0.00%
163 Substitute Pay - Staff Development	-	0.00%
164 Substitute Pay - Full-Time Non-Certified	-	0.00%
165 Substitute Pay - Non-Teaching	-	0.00%
166 Teacher Assistant Pay - Staff Development	-	0.00%
167 Teacher Assistant Pay - Regular Absence	-	0.00%
171 Driver	-	0.00%
172 Driver Overtime	-	0.00%
173 Custodian	-	0.00%
174 Cafeteria Workers	-	0.00%
175 Skilled Trades	-	0.00%
176 Manager	-	0.00%
177 Work Study Student	-	0.00%
181 Supplementary Pay	-	0.00%
180 Bonus Pay (Not Subject to Retirement)	-	0.00%
182 Employee Allowances Taxable	-	0.00%
183 Bonus Pay	-	0.00%
187 Salary Differential (Military, Local, ...)	-	0.00%
191 Curriculum Development Pay	-	0.00%
192 Additional Responsibility Stipend	-	0.00%
193 Mentor Pay	-	0.00%
194 State-Designated Stipend	-	0.00%
196 Staff Development Participant Pay	-	0.00%

197	Staff Development Instructor	-	0.00%
198	Tutorial Pay	-	0.00%
199	Overtime Pay	-	0.00%
		<b>Subtotal:</b>	<b>\$ 816,772 75.00%</b>
<b>Employee Benefits</b>			
211	Employer's Social Security - Regular	\$ 59,253	5.44%
221	Employer's Retirement - Regular	140,520	12.90%
229	Other Retirement Cost	-	0.00%
231	Employer's Hospitalization Insurance	72,492	6.66%
232	Employer's Workers' Comp Insurance	-	0.00%
233	Employer's Unemployment Insurance	-	0.00%
234	Employer's Dental Ins Cost	-	0.00%
235	Employer's Life Insurance Cost	-	0.00%
239	Other Insurance Cost	-	0.00%
184	Longevity Pay	-	0.00%
185	Bonus Leave Pay	-	0.00%
186	Short Term Disability Pay	-	0.00%
188	Annual Leave Pay	-	0.00%
189	Short Term Disability Pay – First Six Months	-	0.00%
		<b>Subtotal:</b>	<b>\$ 272,264 25.00%</b>
<b>Purchased Services</b>			
311	Contracted Services	\$ -	0.00%
312	Workshop Expenses/Allowable Travel	-	0.00%
313	Advertising Cost	-	0.00%
314	Printing and Binding Fees	-	0.00%
315	Reproduction Costs	-	0.00%
316	Commercial driver's License Medical Exam	-	0.00%
317	Psychological Contract Services	-	0.00%
318	Speech and Language Contracted Services	-	0.00%
319	Other Professional/Technical Services	-	0.00%
321	Public Utilities - Electric Services	-	0.00%
322	Public Utilities - Natural Gas	-	0.00%
323	Public Utilities - Water/Sewer	-	0.00%
324	Waste Management	-	0.00%
325	Contracted Repairs - Land/Bldg	-	0.00%
326	Contracted Repairs - Equipment	-	0.00%
327	Rentals/Leases	-	0.00%
331	Pupil Transportation - Contracted	-	0.00%
332	Travel Reimbursement	-	0.00%
333	Field Trips	-	0.00%
341	Telephone	-	0.00%
342	Postage	-	0.00%
343	Telecommunications Services	-	0.00%
344	Mobile Communication Costs	-	0.00%
351	Tuition Reimbursements	-	0.00%
352	Employee Education Reimbursement	-	0.00%
353	Certification/Licensing Fees	-	0.00%
		<b>Subtotal:</b>	<b>\$ - 0.00%</b>
<b>Supplies &amp; Materials</b>			
411	Supplies and Materials	\$ -	0.00%
412M	State Textbooks *)	-	0.00%
413M	Other Textbooks *)	-	0.00%
413	Other Textbooks	-	0.00%
414	Library Books	-	0.00%
415	Community College/University Textbooks	-	0.00%
418	Computer Software and Supplies	-	0.00%
421	Fuel for Facilities	-	0.00%
422	Repair Parts, Materials & Labor	-	0.00%
423	Gas/Diesel Fuel	-	0.00%
424	Oil	-	0.00%
425	Tires and Tubes	-	0.00%
451	Food Purchase	-	0.00%
459	Other Food Purchases	-	0.00%

461	Furniture and Equipment		-	0.00%
462	Computer Equipment		-	0.00%
471	Sales and Use Tax Expense		-	0.00%
472	Sales and Use Tax Refund		-	0.00%
		<b>Subtotal:</b>	<b>\$</b>	<b>- 0.00%</b>
<b>Capital Outlay</b>				
522	General Contract		-	0.00%
529	Miscellaneous Contracts & Other		-	0.00%
541	Purchase of Equipment		-	0.00%
542	Purchase of Computer Hardware		-	0.00%
551	Purchase of Vehicles		-	0.00%
552	License and Title Fees		-	0.00%
		<b>Subtotal:</b>	<b>\$</b>	<b>- 0.00%</b>
<b>Other</b>				
361	Membership Dues and Fees	\$	-	0.00%
362	Dues and Fees		-	0.00%
363	Assessments/Penalties		-	0.00%
371	Liability Insurance		-	0.00%
372	Vehicle Liability Insurance		-	0.00%
373	Property Insurance		-	0.00%
375	Insurance and Judgments		-	0.00%
378	Scholastic Accident Insurance		-	0.00%
379	Other Insurance & Judgments		-	0.00%
715	Transfers to Multiple Enterprise Fund	\$	-	0.00%
		<b>Subtotal:</b>	<b>\$</b>	<b>- 0.00%</b>
		<b>Grand Total:</b>	<b>\$</b>	<b>1,089,036 100.00%</b>

\* Note: Objects Codes with "M" indicator (412M and 413M) signifies the amounts sourced from MFR report  
MFR Report is based on 12P (13P n/a as of 9/27/2018)



**LEA 111 - Asheville City Schools**

**PRC 007 - Instructional Support Personnel (Certified)**

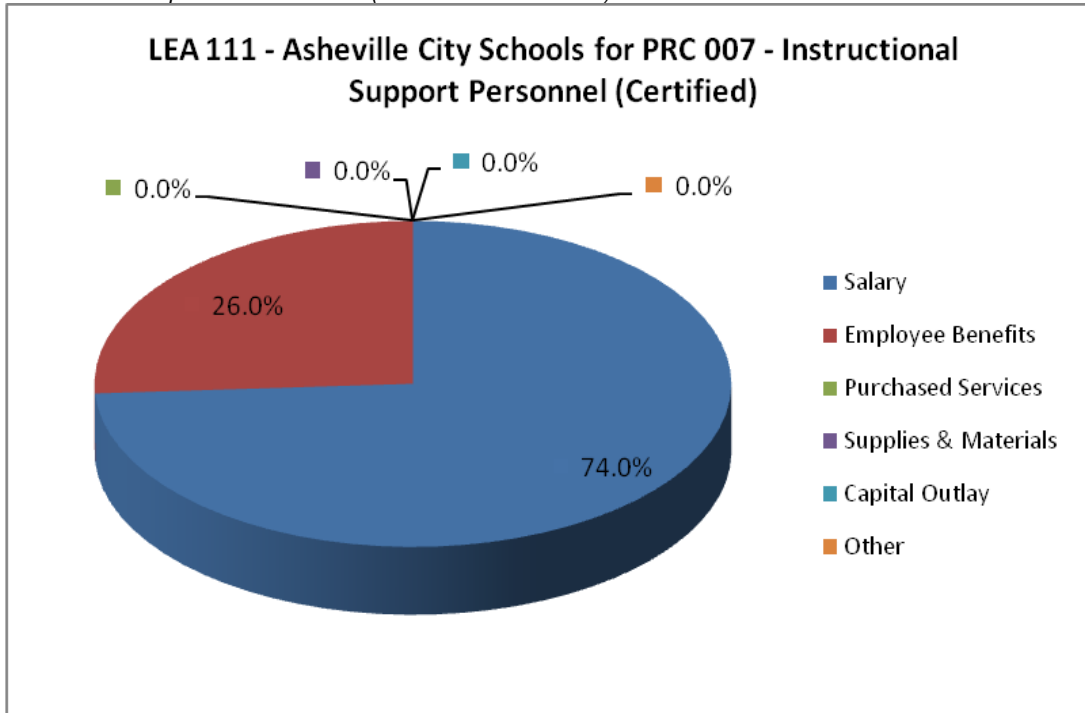
**Fiscal Year 2017-2018 District Expenditures by LEA and Object Code as of 6/30/2018**

Object Category/Object Code Description	Annual Expenditures	%
<b>Salary</b>		
111 Superintendent	\$ -	0.00%
112 Associate & Deputy Superintendent	-	0.00%
113 Director and/or Supervisor	-	0.00%
114 Classified Principal/Headmaster	-	0.00%
115 Finance Officer	-	0.00%
116 Assistant Principal (Non-teaching)	-	0.00%
117 Other Assistant Principal Assignment	-	0.00%
118 Assistant Superintendent	-	0.00%
121 Teacher	-	0.00%
122 Interim Teacher – (Paid at Non-certified Rate)	-	0.00%
123 JROTC Teacher	-	0.00%
124 Foreign Exchange (VIF)	-	0.00%
125 New Teacher Orientation	-	0.00%
126 Extended Contracts	-	0.00%
127 Master Teacher	-	0.00%
129_1 Above the Scale Salary (SBA)	-	0.00%
129_2 Above the Scale Salary (Other than SBA)	8,713	0.56%
131 Instructional Support I - Regular Scale	596,000	38.20%
132 Instructional Support II - Advanced Scale	100,880	6.47%
133 Psychologists	22,704	1.46%
134 Teacher Mentor	-	0.00%
135 Instructional Facilitators	427,059	27.37%
141 Teacher Assistant - Other	-	0.00%
142 Teacher Assistant - NCLB	-	0.00%
143 Tutor	-	0.00%
144 Interpreter/Brailist/Translator	-	0.00%
145 Therapist	-	0.00%
146 Specialist (School-Based)	-	0.00%
147 Monitors	-	0.00%
148 Non-Certified Instructor	-	0.00%
149 School Resource Officer	-	0.00%
151 Office Support	-	0.00%
152 Technician	-	0.00%
153 Administrative Specialist (Central Support)	-	0.00%
162 Substitute Pay - Regular Absence	-	0.00%
163 Substitute Pay - Staff Development	-	0.00%
164 Substitute Pay - Full-Time Non-Certified	-	0.00%
165 Substitute Pay - Non-Teaching	-	0.00%
166 Teacher Assistant Pay - Staff Development	-	0.00%
167 Teacher Assistant Pay - Regular Absence	-	0.00%
171 Driver	-	0.00%
172 Driver Overtime	-	0.00%
173 Custodian	-	0.00%
174 Cafeteria Workers	-	0.00%
175 Skilled Trades	-	0.00%
176 Manager	-	0.00%
177 Work Study Student	-	0.00%
181 Supplementary Pay	-	0.00%
180 Bonus Pay (Not Subject to Retirement)	-	0.00%
182 Employee Allowances Taxable	-	0.00%
183 Bonus Pay	-	0.00%
187 Salary Differential (Military, Local, ...)	-	0.00%
191 Curriculum Development Pay	-	0.00%
192 Additional Responsibility Stipend	-	0.00%
193 Mentor Pay	-	0.00%
194 State-Designated Stipend	-	0.00%
196 Staff Development Participant Pay	-	0.00%

197	Staff Development Instructor	-	0.00%
198	Tutorial Pay	-	0.00%
199	Overtime Pay	-	0.00%
		<b>Subtotal:</b>	<b>\$ 1,155,356 74.05%</b>
<b>Employee Benefits</b>			
211	Employer's Social Security - Regular	\$ 83,288	5.34%
221	Employer's Retirement - Regular	197,912	12.68%
229	Other Retirement Cost	-	0.00%
231	Employer's Hospitalization Insurance	123,690	7.93%
232	Employer's Workers' Comp Insurance	-	0.00%
233	Employer's Unemployment Insurance	-	0.00%
234	Employer's Dental Ins Cost	-	0.00%
235	Employer's Life Insurance Cost	-	0.00%
239	Other Insurance Cost	-	0.00%
184	Longevity Pay	-	0.00%
185	Bonus Leave Pay	-	0.00%
186	Short Term Disability Pay	-	0.00%
188	Annual Leave Pay	-	0.00%
189	Short Term Disability Pay – First Six Months	-	0.00%
		<b>Subtotal:</b>	<b>\$ 404,891 25.95%</b>
<b>Purchased Services</b>			
311	Contracted Services	\$ -	0.00%
312	Workshop Expenses/Allowable Travel	-	0.00%
313	Advertising Cost	-	0.00%
314	Printing and Binding Fees	-	0.00%
315	Reproduction Costs	-	0.00%
316	Commercial driver's License Medical Exam	-	0.00%
317	Psychological Contract Services	-	0.00%
318	Speech and Language Contracted Services	-	0.00%
319	Other Professional/Technical Services	-	0.00%
321	Public Utilities - Electric Services	-	0.00%
322	Public Utilities - Natural Gas	-	0.00%
323	Public Utilities - Water/Sewer	-	0.00%
324	Waste Management	-	0.00%
325	Contracted Repairs - Land/Bldg	-	0.00%
326	Contracted Repairs - Equipment	-	0.00%
327	Rentals/Leases	-	0.00%
331	Pupil Transportation - Contracted	-	0.00%
332	Travel Reimbursement	-	0.00%
333	Field Trips	-	0.00%
341	Telephone	-	0.00%
342	Postage	-	0.00%
343	Telecommunications Services	-	0.00%
344	Mobile Communication Costs	-	0.00%
351	Tuition Reimbursements	-	0.00%
352	Employee Education Reimbursement	-	0.00%
353	Certification/Licensing Fees	-	0.00%
		<b>Subtotal:</b>	<b>\$ - 0.00%</b>
<b>Supplies &amp; Materials</b>			
411	Supplies and Materials	\$ -	0.00%
412M	State Textbooks *)	-	0.00%
413M	Other Textbooks *)	-	0.00%
413	Other Textbooks	-	0.00%
414	Library Books	-	0.00%
415	Community College/University Textbooks	-	0.00%
418	Computer Software and Supplies	-	0.00%
421	Fuel for Facilities	-	0.00%
422	Repair Parts, Materials & Labor	-	0.00%
423	Gas/Diesel Fuel	-	0.00%
424	Oil	-	0.00%
425	Tires and Tubes	-	0.00%
451	Food Purchase	-	0.00%
459	Other Food Purchases	-	0.00%

461	Furniture and Equipment		-	0.00%
462	Computer Equipment		-	0.00%
471	Sales and Use Tax Expense		-	0.00%
472	Sales and Use Tax Refund		-	0.00%
		<b>Subtotal:</b>	<b>\$</b>	<b>- 0.00%</b>
<b>Capital Outlay</b>				
522	General Contract		-	0.00%
529	Miscellaneous Contracts & Other		-	0.00%
541	Purchase of Equipment		-	0.00%
542	Purchase of Computer Hardware		-	0.00%
551	Purchase of Vehicles		-	0.00%
552	License and Title Fees		-	0.00%
		<b>Subtotal:</b>	<b>\$</b>	<b>- 0.00%</b>
<b>Other</b>				
361	Membership Dues and Fees	\$	-	0.00%
362	Dues and Fees		-	0.00%
363	Assessments/Penalties		-	0.00%
371	Liability Insurance		-	0.00%
372	Vehicle Liability Insurance		-	0.00%
373	Property Insurance		-	0.00%
375	Insurance and Judgments		-	0.00%
378	Scholastic Accident Insurance		-	0.00%
379	Other Insurance & Judgments		-	0.00%
715	Transfers to Multiple Enterprise Fund	\$	-	0.00%
		<b>Subtotal:</b>	<b>\$</b>	<b>- 0.00%</b>
		<b>Grand Total:</b>	<b>\$</b>	<b>1,560,247 100.00%</b>

\* Note: Objects Codes with "M" indicator (412M and 413M) signifies the amounts sourced from MFR report  
MFR Report is based on 12P (13P n/a as of 9/27/2018)



**LEA 111 - Asheville City Schools**

**PRC 009 - Non-Contributory Employee Benefits**

**Fiscal Year 2017-2018 District Expenditures by LEA and Object Code as of 6/30/2018**

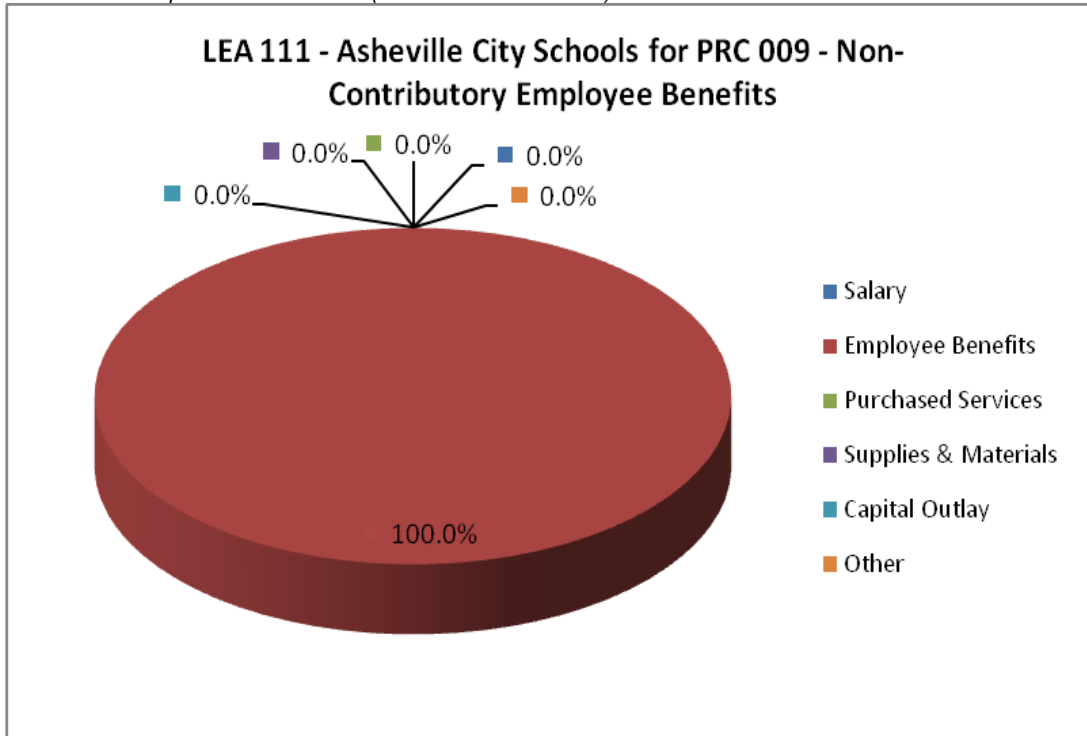
Object Category/Object Code Description	Annual Expenditures	%
<b>Salary</b>		
111 Superintendent	\$	-
112 Associate & Deputy Superintendent	-	0.00%
113 Director and/or Supervisor	-	0.00%
114 Classified Principal/Headmaster	-	0.00%
115 Finance Officer	-	0.00%
116 Assistant Principal (Non-teaching)	-	0.00%
117 Other Assistant Principal Assignment	-	0.00%
118 Assistant Superintendent	-	0.00%
121 Teacher	-	0.00%
122 Interim Teacher – (Paid at Non-certified Rate)	-	0.00%
123 JROTC Teacher	-	0.00%
124 Foreign Exchange (VIF)	-	0.00%
125 New Teacher Orientation	-	0.00%
126 Extended Contracts	-	0.00%
127 Master Teacher	-	0.00%
129_1 Above the Scale Salary (SBA)	-	0.00%
129_2 Above the Scale Salary (Other than SBA)	-	0.00%
131 Instructional Support I - Regular Scale	-	0.00%
132 Instructional Support II - Advanced Scale	-	0.00%
133 Psychologists	-	0.00%
134 Teacher Mentor	-	0.00%
135 Instructional Facilitators	-	0.00%
141 Teacher Assistant - Other	-	0.00%
142 Teacher Assistant - NCLB	-	0.00%
143 Tutor	-	0.00%
144 Interpreter/Brailist/Translator	-	0.00%
145 Therapist	-	0.00%
146 Specialist (School-Based)	-	0.00%
147 Monitors	-	0.00%
148 Non-Certified Instructor	-	0.00%
149 School Resource Officer	-	0.00%
151 Office Support	-	0.00%
152 Technician	-	0.00%
153 Administrative Specialist (Central Support)	-	0.00%
162 Substitute Pay - Regular Absence	-	0.00%
163 Substitute Pay - Staff Development	-	0.00%
164 Substitute Pay - Full-Time Non-Certified	-	0.00%
165 Substitute Pay - Non-Teaching	-	0.00%
166 Teacher Assistant Pay - Staff Development	-	0.00%
167 Teacher Assistant Pay - Regular Absence	-	0.00%
171 Driver	-	0.00%
172 Driver Overtime	-	0.00%
173 Custodian	-	0.00%
174 Cafeteria Workers	-	0.00%
175 Skilled Trades	-	0.00%
176 Manager	-	0.00%
177 Work Study Student	-	0.00%
181 Supplementary Pay	-	0.00%
180 Bonus Pay (Not Subject to Retirement)	-	0.00%
182 Employee Allowances Taxable	-	0.00%
183 Bonus Pay	-	0.00%
187 Salary Differential (Military, Local, ...)	-	0.00%
191 Curriculum Development Pay	-	0.00%
192 Additional Responsibility Stipend	-	0.00%
193 Mentor Pay	-	0.00%
194 State-Designated Stipend	-	0.00%
196 Staff Development Participant Pay	-	0.00%



197	Staff Development Instructor		-	0.00%
198	Tutorial Pay		-	0.00%
199	Overtime Pay		-	0.00%
		<b>Subtotal:</b>	<b>\$</b>	<b>- 0.00%</b>
<b>Employee Benefits</b>				
211	Employer's Social Security - Regular	\$	13,654	5.57%
221	Employer's Retirement - Regular		29,354	11.96%
229	Other Retirement Cost		-	0.00%
231	Employer's Hospitalization Insurance		3,648	1.49%
232	Employer's Workers' Comp Insurance		-	0.00%
233	Employer's Unemployment Insurance		-	0.00%
234	Employer's Dental Ins Cost		-	0.00%
235	Employer's Life Insurance Cost		-	0.00%
239	Other Insurance Cost		-	0.00%
184	Longevity Pay		60,552	24.68%
185	Bonus Leave Pay		1,196	0.49%
186	Short Term Disability Pay		19,108	7.79%
188	Annual Leave Pay		109,664	44.70%
189	Short Term Disability Pay – First Six Months		8,181	3.33%
		<b>Subtotal:</b>	<b>\$</b>	<b>245,358 100.00%</b>
<b>Purchased Services</b>				
311	Contracted Services	\$	-	0.00%
312	Workshop Expenses/Allowable Travel		-	0.00%
313	Advertising Cost		-	0.00%
314	Printing and Binding Fees		-	0.00%
315	Reproduction Costs		-	0.00%
316	Commercial driver's License Medical Exam		-	0.00%
317	Psychological Contract Services		-	0.00%
318	Speech and Language Contracted Services		-	0.00%
319	Other Professional/Technical Services		-	0.00%
321	Public Utilities - Electric Services		-	0.00%
322	Public Utilities - Natural Gas		-	0.00%
323	Public Utilities - Water/Sewer		-	0.00%
324	Waste Management		-	0.00%
325	Contracted Repairs - Land/Bldg		-	0.00%
326	Contracted Repairs - Equipment		-	0.00%
327	Rentals/Leases		-	0.00%
331	Pupil Transportation - Contracted		-	0.00%
332	Travel Reimbursement		-	0.00%
333	Field Trips		-	0.00%
341	Telephone		-	0.00%
342	Postage		-	0.00%
343	Telecommunications Services		-	0.00%
344	Mobile Communication Costs		-	0.00%
351	Tuition Reimbursements		-	0.00%
352	Employee Education Reimbursement		-	0.00%
353	Certification/Licensing Fees		-	0.00%
		<b>Subtotal:</b>	<b>\$</b>	<b>- 0.00%</b>
<b>Supplies &amp; Materials</b>				
411	Supplies and Materials	\$	-	0.00%
412M	State Textbooks *)		-	0.00%
413M	Other Textbooks *)		-	0.00%
413	Other Textbooks		-	0.00%
414	Library Books		-	0.00%
415	Community College/University Textbooks		-	0.00%
418	Computer Software and Supplies		-	0.00%
421	Fuel for Facilities		-	0.00%
422	Repair Parts, Materials & Labor		-	0.00%
423	Gas/Diesel Fuel		-	0.00%
424	Oil		-	0.00%
425	Tires and Tubes		-	0.00%
451	Food Purchase		-	0.00%
459	Other Food Purchases		-	0.00%

461	Furniture and Equipment		-	0.00%
462	Computer Equipment		-	0.00%
471	Sales and Use Tax Expense		-	0.00%
472	Sales and Use Tax Refund		-	0.00%
		<b>Subtotal:</b>	<b>\$</b>	<b>- 0.00%</b>
<b>Capital Outlay</b>				
522	General Contract		-	0.00%
529	Miscellaneous Contracts & Other		-	0.00%
541	Purchase of Equipment		-	0.00%
542	Purchase of Computer Hardware		-	0.00%
551	Purchase of Vehicles		-	0.00%
552	License and Title Fees		-	0.00%
		<b>Subtotal:</b>	<b>\$</b>	<b>- 0.00%</b>
<b>Other</b>				
361	Membership Dues and Fees	\$	-	0.00%
362	Dues and Fees		-	0.00%
363	Assessments/Penalties		-	0.00%
371	Liability Insurance		-	0.00%
372	Vehicle Liability Insurance		-	0.00%
373	Property Insurance		-	0.00%
375	Insurance and Judgments		-	0.00%
378	Scholastic Accident Insurance		-	0.00%
379	Other Insurance & Judgments		-	0.00%
715	Transfers to Multiple Enterprise Fund	\$	-	0.00%
		<b>Subtotal:</b>	<b>\$</b>	<b>- 0.00%</b>
		<b>Grand Total:</b>	<b>\$</b>	<b>245,358 100.00%</b>

\* Note: Objects Codes with "M" indicator (412M and 413M) signifies the amounts sourced from MFR report  
MFR Report is based on 12P (13P n/a as of 9/27/2018)



**LEA 111 - Asheville City Schools**

**PRC 010 - Waivers for Allotments Converted to Dollars**

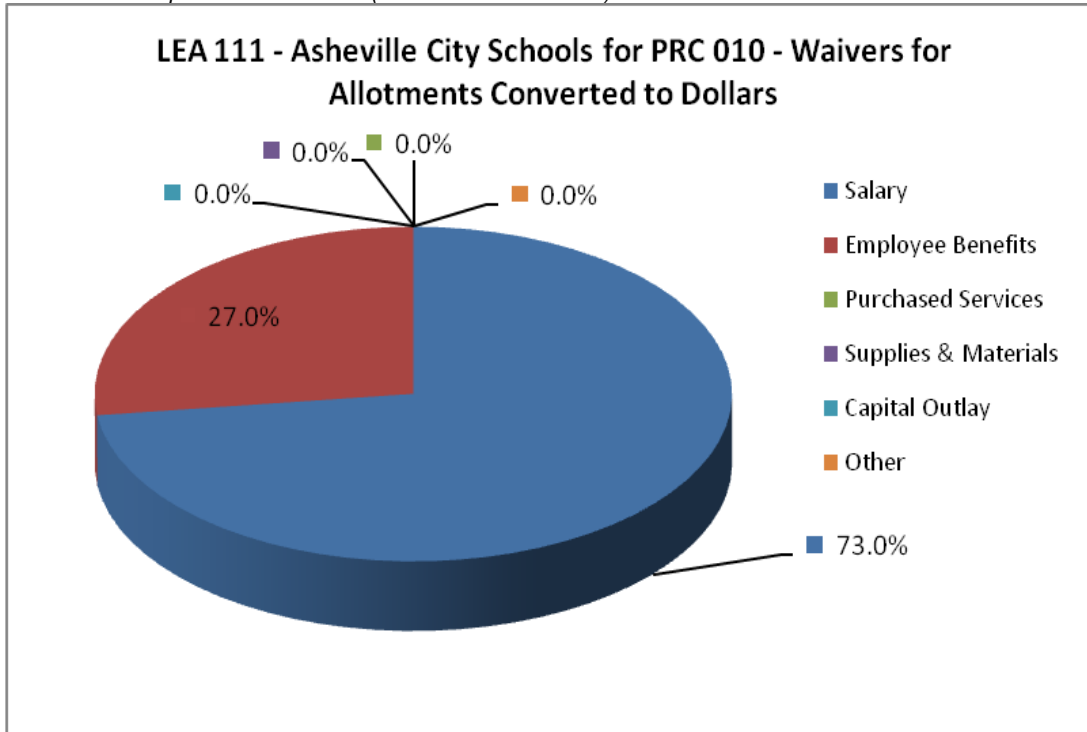
**Fiscal Year 2017-2018 District Expenditures by LEA and Object Code as of 6/30/2018**

Object Category/Object Code Description	Annual Expenditures	%
<b>Salary</b>		
111 Superintendent	\$ -	0.00%
112 Associate & Deputy Superintendent	-	0.00%
113 Director and/or Supervisor	-	0.00%
114 Classified Principal/Headmaster	-	0.00%
115 Finance Officer	-	0.00%
116 Assistant Principal (Non-teaching)	-	0.00%
117 Other Assistant Principal Assignment	-	0.00%
118 Assistant Superintendent	-	0.00%
121 Teacher	88,430	72.95%
122 Interim Teacher – (Paid at Non-certified Rate)	-	0.00%
123 JROTC Teacher	-	0.00%
124 Foreign Exchange (VIF)	-	0.00%
125 New Teacher Orientation	-	0.00%
126 Extended Contracts	-	0.00%
127 Master Teacher	-	0.00%
129_1 Above the Scale Salary (SBA)	-	0.00%
129_2 Above the Scale Salary (Other than SBA)	-	0.00%
131 Instructional Support I - Regular Scale	-	0.00%
132 Instructional Support II - Advanced Scale	-	0.00%
133 Psychologists	-	0.00%
134 Teacher Mentor	-	0.00%
135 Instructional Facilitators	-	0.00%
141 Teacher Assistant - Other	-	0.00%
142 Teacher Assistant - NCLB	-	0.00%
143 Tutor	-	0.00%
144 Interpreter/Brailist/Translator	-	0.00%
145 Therapist	-	0.00%
146 Specialist (School-Based)	-	0.00%
147 Monitors	-	0.00%
148 Non-Certified Instructor	-	0.00%
149 School Resource Officer	-	0.00%
151 Office Support	-	0.00%
152 Technician	-	0.00%
153 Administrative Specialist (Central Support)	-	0.00%
162 Substitute Pay - Regular Absence	-	0.00%
163 Substitute Pay - Staff Development	-	0.00%
164 Substitute Pay - Full-Time Non-Certified	-	0.00%
165 Substitute Pay - Non-Teaching	-	0.00%
166 Teacher Assistant Pay - Staff Development	-	0.00%
167 Teacher Assistant Pay - Regular Absence	-	0.00%
171 Driver	-	0.00%
172 Driver Overtime	-	0.00%
173 Custodian	-	0.00%
174 Cafeteria Workers	-	0.00%
175 Skilled Trades	-	0.00%
176 Manager	-	0.00%
177 Work Study Student	-	0.00%
181 Supplementary Pay	-	0.00%
180 Bonus Pay (Not Subject to Retirement)	-	0.00%
182 Employee Allowances Taxable	-	0.00%
183 Bonus Pay	-	0.00%
187 Salary Differential (Military, Local, ...)	-	0.00%
191 Curriculum Development Pay	-	0.00%
192 Additional Responsibility Stipend	-	0.00%
193 Mentor Pay	-	0.00%
194 State-Designated Stipend	-	0.00%
196 Staff Development Participant Pay	-	0.00%

197	Staff Development Instructor	-	0.00%
198	Tutorial Pay	-	0.00%
199	Overtime Pay	-	0.00%
		<b>Subtotal:</b>	<b>\$ 88,430 72.95%</b>
<b>Employee Benefits</b>			
211	Employer's Social Security - Regular	\$ 6,654	5.49%
221	Employer's Retirement - Regular	15,148	12.50%
229	Other Retirement Cost	-	0.00%
231	Employer's Hospitalization Insurance	10,984	9.06%
232	Employer's Workers' Comp Insurance	-	0.00%
233	Employer's Unemployment Insurance	-	0.00%
234	Employer's Dental Ins Cost	-	0.00%
235	Employer's Life Insurance Cost	-	0.00%
239	Other Insurance Cost	-	0.00%
184	Longevity Pay	-	0.00%
185	Bonus Leave Pay	-	0.00%
186	Short Term Disability Pay	-	0.00%
188	Annual Leave Pay	-	0.00%
189	Short Term Disability Pay – First Six Months	-	0.00%
		<b>Subtotal:</b>	<b>\$ 32,786 27.05%</b>
<b>Purchased Services</b>			
311	Contracted Services	\$ -	0.00%
312	Workshop Expenses/Allowable Travel	-	0.00%
313	Advertising Cost	-	0.00%
314	Printing and Binding Fees	-	0.00%
315	Reproduction Costs	-	0.00%
316	Commercial driver's License Medical Exam	-	0.00%
317	Psychological Contract Services	-	0.00%
318	Speech and Language Contracted Services	-	0.00%
319	Other Professional/Technical Services	-	0.00%
321	Public Utilities - Electric Services	-	0.00%
322	Public Utilities - Natural Gas	-	0.00%
323	Public Utilities - Water/Sewer	-	0.00%
324	Waste Management	-	0.00%
325	Contracted Repairs - Land/Bldg	-	0.00%
326	Contracted Repairs - Equipment	-	0.00%
327	Rentals/Leases	-	0.00%
331	Pupil Transportation - Contracted	-	0.00%
332	Travel Reimbursement	-	0.00%
333	Field Trips	-	0.00%
341	Telephone	-	0.00%
342	Postage	-	0.00%
343	Telecommunications Services	-	0.00%
344	Mobile Communication Costs	-	0.00%
351	Tuition Reimbursements	-	0.00%
352	Employee Education Reimbursement	-	0.00%
353	Certification/Licensing Fees	-	0.00%
		<b>Subtotal:</b>	<b>\$ - 0.00%</b>
<b>Supplies &amp; Materials</b>			
411	Supplies and Materials	\$ -	0.00%
412M	State Textbooks *)	-	0.00%
413M	Other Textbooks *)	-	0.00%
413	Other Textbooks	-	0.00%
414	Library Books	-	0.00%
415	Community College/University Textbooks	-	0.00%
418	Computer Software and Supplies	-	0.00%
421	Fuel for Facilities	-	0.00%
422	Repair Parts, Materials & Labor	-	0.00%
423	Gas/Diesel Fuel	-	0.00%
424	Oil	-	0.00%
425	Tires and Tubes	-	0.00%
451	Food Purchase	-	0.00%
459	Other Food Purchases	-	0.00%

461	Furniture and Equipment		-	0.00%
462	Computer Equipment		-	0.00%
471	Sales and Use Tax Expense		-	0.00%
472	Sales and Use Tax Refund		-	0.00%
		<b>Subtotal:</b>	\$	- 0.00%
<b>Capital Outlay</b>				
522	General Contract		-	0.00%
529	Miscellaneous Contracts & Other		-	0.00%
541	Purchase of Equipment		-	0.00%
542	Purchase of Computer Hardware		-	0.00%
551	Purchase of Vehicles		-	0.00%
552	License and Title Fees		-	0.00%
		<b>Subtotal:</b>	\$	- 0.00%
<b>Other</b>				
361	Membership Dues and Fees	\$	-	0.00%
362	Dues and Fees		-	0.00%
363	Assessments/Penalties		-	0.00%
371	Liability Insurance		-	0.00%
372	Vehicle Liability Insurance		-	0.00%
373	Property Insurance		-	0.00%
375	Insurance and Judgments		-	0.00%
378	Scholastic Accident Insurance		-	0.00%
379	Other Insurance & Judgments		-	0.00%
715	Transfers to Multiple Enterprise Fund	\$	-	0.00%
		<b>Subtotal:</b>	\$	- 0.00%
		<b>Grand Total:</b>	\$	121,216 100.00%

\* Note: Objects Codes with "M" indicator (412M and 413M) signifies the amounts sourced from MFR report  
MFR Report is based on 12P (13P n/a as of 9/27/2018)



**LEA 111 - Asheville City Schools**

**PRC 012 - Driver Training**

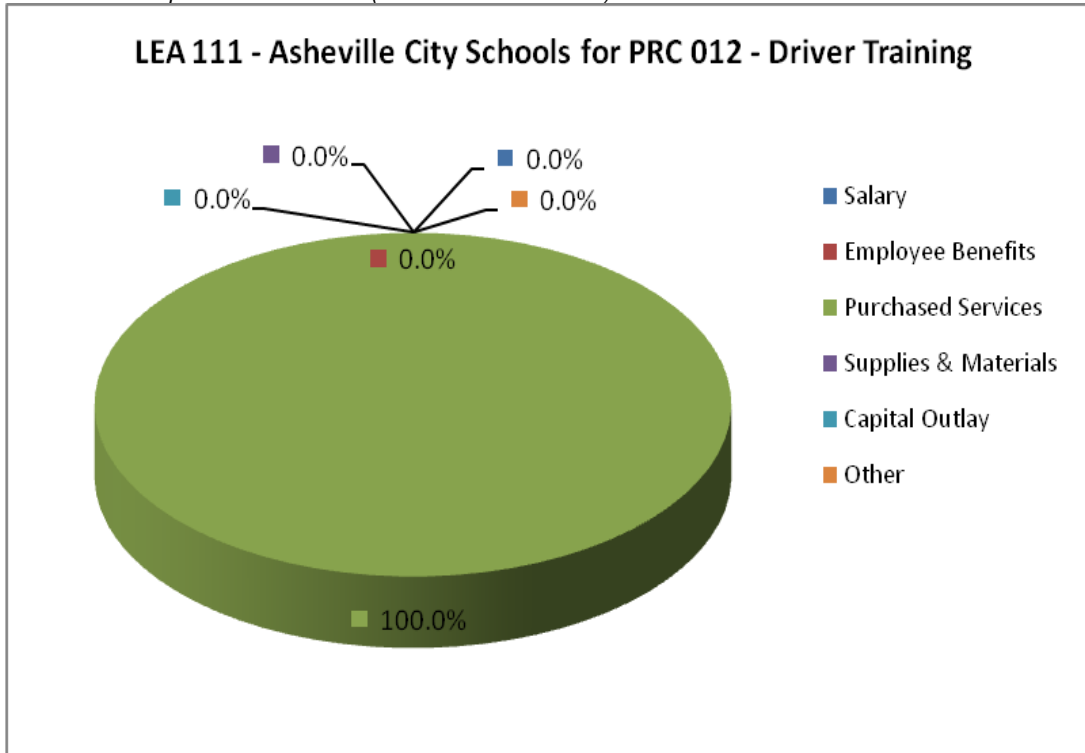
**Fiscal Year 2017-2018 District Expenditures by LEA and Object Code as of 6/30/2018**

Object Category/Object Code Description	Annual Expenditures	%
<b>Salary</b>		
111 Superintendent	\$ -	0.00%
112 Associate & Deputy Superintendent	-	0.00%
113 Director and/or Supervisor	-	0.00%
114 Classified Principal/Headmaster	-	0.00%
115 Finance Officer	-	0.00%
116 Assistant Principal (Non-teaching)	-	0.00%
117 Other Assistant Principal Assignment	-	0.00%
118 Assistant Superintendent	-	0.00%
121 Teacher	-	0.00%
122 Interim Teacher – (Paid at Non-certified Rate)	-	0.00%
123 JROTC Teacher	-	0.00%
124 Foreign Exchange (VIF)	-	0.00%
125 New Teacher Orientation	-	0.00%
126 Extended Contracts	-	0.00%
127 Master Teacher	-	0.00%
129_1 Above the Scale Salary (SBA)	-	0.00%
129_2 Above the Scale Salary (Other than SBA)	-	0.00%
131 Instructional Support I - Regular Scale	-	0.00%
132 Instructional Support II - Advanced Scale	-	0.00%
133 Psychologists	-	0.00%
134 Teacher Mentor	-	0.00%
135 Instructional Facilitators	-	0.00%
141 Teacher Assistant - Other	-	0.00%
142 Teacher Assistant - NCLB	-	0.00%
143 Tutor	-	0.00%
144 Interpreter/Brailist/Translator	-	0.00%
145 Therapist	-	0.00%
146 Specialist (School-Based)	-	0.00%
147 Monitors	-	0.00%
148 Non-Certified Instructor	-	0.00%
149 School Resource Officer	-	0.00%
151 Office Support	-	0.00%
152 Technician	-	0.00%
153 Administrative Specialist (Central Support)	-	0.00%
162 Substitute Pay - Regular Absence	-	0.00%
163 Substitute Pay - Staff Development	-	0.00%
164 Substitute Pay - Full-Time Non-Certified	-	0.00%
165 Substitute Pay - Non-Teaching	-	0.00%
166 Teacher Assistant Pay - Staff Development	-	0.00%
167 Teacher Assistant Pay - Regular Absence	-	0.00%
171 Driver	-	0.00%
172 Driver Overtime	-	0.00%
173 Custodian	-	0.00%
174 Cafeteria Workers	-	0.00%
175 Skilled Trades	-	0.00%
176 Manager	-	0.00%
177 Work Study Student	-	0.00%
181 Supplementary Pay	-	0.00%
180 Bonus Pay (Not Subject to Retirement)	-	0.00%
182 Employee Allowances Taxable	-	0.00%
183 Bonus Pay	-	0.00%
187 Salary Differential (Military, Local, ...)	-	0.00%
191 Curriculum Development Pay	-	0.00%
192 Additional Responsibility Stipend	-	0.00%
193 Mentor Pay	-	0.00%
194 State-Designated Stipend	-	0.00%
196 Staff Development Participant Pay	-	0.00%

197	Staff Development Instructor	-	0.00%
198	Tutorial Pay	-	0.00%
199	Overtime Pay	-	0.00%
<b>Subtotal:</b>		<b>\$ -</b>	<b>0.00%</b>
<b>Employee Benefits</b>			
211	Employer's Social Security - Regular	\$ -	0.00%
221	Employer's Retirement - Regular	-	0.00%
229	Other Retirement Cost	-	0.00%
231	Employer's Hospitalization Insurance	-	0.00%
232	Employer's Workers' Comp Insurance	-	0.00%
233	Employer's Unemployment Insurance	-	0.00%
234	Employer's Dental Ins Cost	-	0.00%
235	Employer's Life Insurance Cost	-	0.00%
239	Other Insurance Cost	-	0.00%
184	Longevity Pay	-	0.00%
185	Bonus Leave Pay	-	0.00%
186	Short Term Disability Pay	-	0.00%
188	Annual Leave Pay	-	0.00%
189	Short Term Disability Pay – First Six Months	-	0.00%
<b>Subtotal:</b>		<b>\$ -</b>	<b>0.00%</b>
<b>Purchased Services</b>			
311	Contracted Services	\$ 90,286	100.00%
312	Workshop Expenses/Allowable Travel	-	0.00%
313	Advertising Cost	-	0.00%
314	Printing and Binding Fees	-	0.00%
315	Reproduction Costs	-	0.00%
316	Commercial driver's License Medical Exam	-	0.00%
317	Psychological Contract Services	-	0.00%
318	Speech and Language Contracted Services	-	0.00%
319	Other Professional/Technical Services	-	0.00%
321	Public Utilities - Electric Services	-	0.00%
322	Public Utilities - Natural Gas	-	0.00%
323	Public Utilities - Water/Sewer	-	0.00%
324	Waste Management	-	0.00%
325	Contracted Repairs - Land/Bldg	-	0.00%
326	Contracted Repairs - Equipment	-	0.00%
327	Rentals/Leases	-	0.00%
331	Pupil Transportation - Contracted	-	0.00%
332	Travel Reimbursement	-	0.00%
333	Field Trips	-	0.00%
341	Telephone	-	0.00%
342	Postage	-	0.00%
343	Telecommunications Services	-	0.00%
344	Mobile Communication Costs	-	0.00%
351	Tuition Reimbursements	-	0.00%
352	Employee Education Reimbursement	-	0.00%
353	Certification/Licensing Fees	-	0.00%
<b>Subtotal:</b>		<b>\$ 90,286</b>	<b>100.00%</b>
<b>Supplies &amp; Materials</b>			
411	Supplies and Materials	\$ -	0.00%
412M	State Textbooks *)	-	0.00%
413M	Other Textbooks *)	-	0.00%
413	Other Textbooks	-	0.00%
414	Library Books	-	0.00%
415	Community College/University Textbooks	-	0.00%
418	Computer Software and Supplies	-	0.00%
421	Fuel for Facilities	-	0.00%
422	Repair Parts, Materials & Labor	-	0.00%
423	Gas/Diesel Fuel	-	0.00%
424	Oil	-	0.00%
425	Tires and Tubes	-	0.00%
451	Food Purchase	-	0.00%
459	Other Food Purchases	-	0.00%

461	Furniture and Equipment	-	0.00%
462	Computer Equipment	-	0.00%
471	Sales and Use Tax Expense	-	0.00%
472	Sales and Use Tax Refund	-	0.00%
<b>Subtotal:</b>		<b>\$</b>	<b>- 0.00%</b>
<b>Capital Outlay</b>			
522	General Contract	-	0.00%
529	Miscellaneous Contracts & Other	-	0.00%
541	Purchase of Equipment	-	0.00%
542	Purchase of Computer Hardware	-	0.00%
551	Purchase of Vehicles	-	0.00%
552	License and Title Fees	-	0.00%
<b>Subtotal:</b>		<b>\$</b>	<b>- 0.00%</b>
<b>Other</b>			
361	Membership Dues and Fees	\$	- 0.00%
362	Dues and Fees	-	0.00%
363	Assessments/Penalties	-	0.00%
371	Liability Insurance	-	0.00%
372	Vehicle Liability Insurance	-	0.00%
373	Property Insurance	-	0.00%
375	Insurance and Judgments	-	0.00%
378	Scholastic Accident Insurance	-	0.00%
379	Other Insurance & Judgments	-	0.00%
715	Transfers to Multiple Enterprise Fund	\$	- 0.00%
<b>Subtotal:</b>		<b>\$</b>	<b>- 0.00%</b>
<b>Grand Total:</b>		<b>\$</b>	<b>90,286 100.00%</b>

\* Note: Objects Codes with "M" indicator (412M and 413M) signifies the amounts sourced from MFR report  
MFR Report is based on 12P (13P n/a as of 9/27/2018)





**LEA 111 - Asheville City Schools**

**PRC 013 - Career Technical Education - Months of Employment**

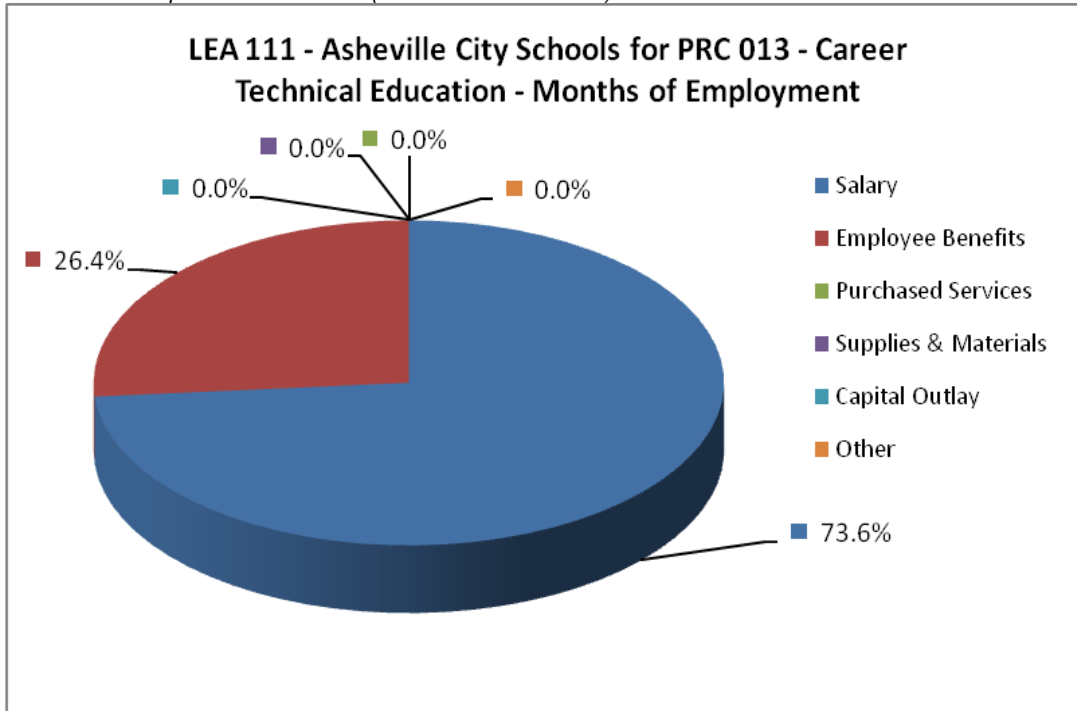
**Fiscal Year 2017-2018 District Expenditures by LEA and Object Code as of 6/30/2018**

Object Category/Object Code Description	Annual Expenditures	%
<b>Salary</b>		
111 Superintendent	\$ -	0.00%
112 Associate & Deputy Superintendent	-	0.00%
113 Director and/or Supervisor	-	0.00%
114 Classified Principal/Headmaster	-	0.00%
115 Finance Officer	-	0.00%
116 Assistant Principal (Non-teaching)	-	0.00%
117 Other Assistant Principal Assignment	-	0.00%
118 Assistant Superintendent	-	0.00%
121 Teacher	801,622	66.29%
122 Interim Teacher – (Paid at Non-certified Rate)	-	0.00%
123 JROTC Teacher	-	0.00%
124 Foreign Exchange (VIF)	-	0.00%
125 New Teacher Orientation	-	0.00%
126 Extended Contracts	-	0.00%
127 Master Teacher	-	0.00%
129_1 Above the Scale Salary (SBA)	-	0.00%
129_2 Above the Scale Salary (Other than SBA)	-	0.00%
131 Instructional Support I - Regular Scale	68,838	5.69%
132 Instructional Support II - Advanced Scale	-	0.00%
133 Psychologists	-	0.00%
134 Teacher Mentor	-	0.00%
135 Instructional Facilitators	-	0.00%
141 Teacher Assistant - Other	-	0.00%
142 Teacher Assistant - NCLB	-	0.00%
143 Tutor	-	0.00%
144 Interpreter/Brailist/Translator	-	0.00%
145 Therapist	-	0.00%
146 Specialist (School-Based)	-	0.00%
147 Monitors	-	0.00%
148 Non-Certified Instructor	-	0.00%
149 School Resource Officer	-	0.00%
151 Office Support	-	0.00%
152 Technician	-	0.00%
153 Administrative Specialist (Central Support)	-	0.00%
162 Substitute Pay - Regular Absence	19,926	1.65%
163 Substitute Pay - Staff Development	-	0.00%
164 Substitute Pay - Full-Time Non-Certified	-	0.00%
165 Substitute Pay - Non-Teaching	-	0.00%
166 Teacher Assistant Pay - Staff Development	-	0.00%
167 Teacher Assistant Pay - Regular Absence	-	0.00%
171 Driver	-	0.00%
172 Driver Overtime	-	0.00%
173 Custodian	-	0.00%
174 Cafeteria Workers	-	0.00%
175 Skilled Trades	-	0.00%
176 Manager	-	0.00%
177 Work Study Student	-	0.00%
181 Supplementary Pay	-	0.00%
180 Bonus Pay (Not Subject to Retirement)	-	0.00%
182 Employee Allowances Taxable	-	0.00%
183 Bonus Pay	-	0.00%
187 Salary Differential (Military, Local, ...)	-	0.00%
191 Curriculum Development Pay	-	0.00%
192 Additional Responsibility Stipend	-	0.00%
193 Mentor Pay	-	0.00%
194 State-Designated Stipend	-	0.00%
196 Staff Development Participant Pay	-	0.00%

197	Staff Development Instructor	-	0.00%
198	Tutorial Pay	-	0.00%
199	Overtime Pay	-	0.00%
		<b>Subtotal:</b>	<b>\$ 890,386 73.63%</b>
<b>Employee Benefits</b>			
211	Employer's Social Security - Regular	\$ 64,246	5.31%
221	Employer's Retirement - Regular	145,868	12.06%
229	Other Retirement Cost	-	0.00%
231	Employer's Hospitalization Insurance	106,445	8.80%
232	Employer's Workers' Comp Insurance	-	0.00%
233	Employer's Unemployment Insurance	-	0.00%
234	Employer's Dental Ins Cost	-	0.00%
235	Employer's Life Insurance Cost	-	0.00%
239	Other Insurance Cost	-	0.00%
184	Longevity Pay	-	0.00%
185	Bonus Leave Pay	-	0.00%
186	Short Term Disability Pay	-	0.00%
188	Annual Leave Pay	2,252	0.19%
189	Short Term Disability Pay – First Six Months	-	0.00%
		<b>Subtotal:</b>	<b>\$ 318,812 26.37%</b>
<b>Purchased Services</b>			
311	Contracted Services	\$ -	0.00%
312	Workshop Expenses/Allowable Travel	-	0.00%
313	Advertising Cost	-	0.00%
314	Printing and Binding Fees	-	0.00%
315	Reproduction Costs	-	0.00%
316	Commercial driver's License Medical Exam	-	0.00%
317	Psychological Contract Services	-	0.00%
318	Speech and Language Contracted Services	-	0.00%
319	Other Professional/Technical Services	-	0.00%
321	Public Utilities - Electric Services	-	0.00%
322	Public Utilities - Natural Gas	-	0.00%
323	Public Utilities - Water/Sewer	-	0.00%
324	Waste Management	-	0.00%
325	Contracted Repairs - Land/Bldg	-	0.00%
326	Contracted Repairs - Equipment	-	0.00%
327	Rentals/Leases	-	0.00%
331	Pupil Transportation - Contracted	-	0.00%
332	Travel Reimbursement	-	0.00%
333	Field Trips	-	0.00%
341	Telephone	-	0.00%
342	Postage	-	0.00%
343	Telecommunications Services	-	0.00%
344	Mobile Communication Costs	-	0.00%
351	Tuition Reimbursements	-	0.00%
352	Employee Education Reimbursement	-	0.00%
353	Certification/Licensing Fees	-	0.00%
		<b>Subtotal:</b>	<b>\$ - 0.00%</b>
<b>Supplies &amp; Materials</b>			
411	Supplies and Materials	\$ -	0.00%
412M	State Textbooks *)	-	0.00%
413M	Other Textbooks *)	-	0.00%
413	Other Textbooks	-	0.00%
414	Library Books	-	0.00%
415	Community College/University Textbooks	-	0.00%
418	Computer Software and Supplies	-	0.00%
421	Fuel for Facilities	-	0.00%
422	Repair Parts, Materials & Labor	-	0.00%
423	Gas/Diesel Fuel	-	0.00%
424	Oil	-	0.00%
425	Tires and Tubes	-	0.00%
451	Food Purchase	-	0.00%
459	Other Food Purchases	-	0.00%

461	Furniture and Equipment	-	0.00%
462	Computer Equipment	-	0.00%
471	Sales and Use Tax Expense	-	0.00%
472	Sales and Use Tax Refund	-	0.00%
<b>Subtotal:</b>		<b>\$</b>	<b>- 0.00%</b>
<b>Capital Outlay</b>			
522	General Contract	-	0.00%
529	Miscellaneous Contracts & Other	-	0.00%
541	Purchase of Equipment	-	0.00%
542	Purchase of Computer Hardware	-	0.00%
551	Purchase of Vehicles	-	0.00%
552	License and Title Fees	-	0.00%
<b>Subtotal:</b>		<b>\$</b>	<b>- 0.00%</b>
<b>Other</b>			
361	Membership Dues and Fees	\$	- 0.00%
362	Dues and Fees	-	0.00%
363	Assessments/Penalties	-	0.00%
371	Liability Insurance	-	0.00%
372	Vehicle Liability Insurance	-	0.00%
373	Property Insurance	-	0.00%
375	Insurance and Judgments	-	0.00%
378	Scholastic Accident Insurance	-	0.00%
379	Other Insurance & Judgments	-	0.00%
715	Transfers to Multiple Enterprise Fund	\$	- 0.00%
<b>Subtotal:</b>		<b>\$</b>	<b>- 0.00%</b>
<b>Grand Total:</b>		<b>\$</b>	<b>1,209,198 100.00%</b>

\* Note: Objects Codes with "M" indicator (412M and 413M) signifies the amounts sourced from MFR report  
MFR Report is based on 12P (13P n/a as of 9/27/2018)



**LEA 111 - Asheville City Schools**

**PRC 014 - Career Technical Education - Program Support Funds**

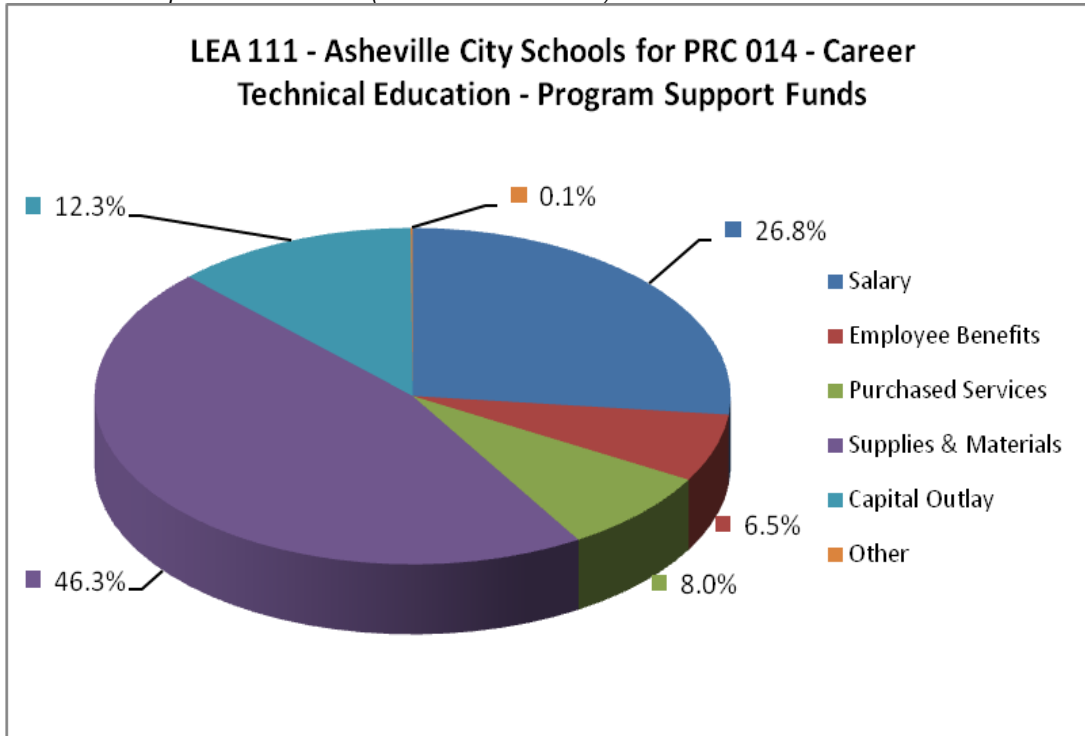
**Fiscal Year 2017-2018 District Expenditures by LEA and Object Code as of 6/30/2018**

Object Category/Object Code Description	Annual Expenditures	%
<b>Salary</b>		
111 Superintendent	\$ -	0.00%
112 Associate & Deputy Superintendent	-	0.00%
113 Director and/or Supervisor	-	0.00%
114 Classified Principal/Headmaster	-	0.00%
115 Finance Officer	-	0.00%
116 Assistant Principal (Non-teaching)	-	0.00%
117 Other Assistant Principal Assignment	-	0.00%
118 Assistant Superintendent	-	0.00%
121 Teacher	-	0.00%
122 Interim Teacher – (Paid at Non-certified Rate)	-	0.00%
123 JROTC Teacher	-	0.00%
124 Foreign Exchange (VIF)	-	0.00%
125 New Teacher Orientation	-	0.00%
126 Extended Contracts	-	0.00%
127 Master Teacher	-	0.00%
129_1 Above the Scale Salary (SBA)	-	0.00%
129_2 Above the Scale Salary (Other than SBA)	-	0.00%
131 Instructional Support I - Regular Scale	-	0.00%
132 Instructional Support II - Advanced Scale	-	0.00%
133 Psychologists	-	0.00%
134 Teacher Mentor	-	0.00%
135 Instructional Facilitators	-	0.00%
141 Teacher Assistant - Other	-	0.00%
142 Teacher Assistant - NCLB	14,554	4.22%
143 Tutor	-	0.00%
144 Interpreter/Brailist/Translator	-	0.00%
145 Therapist	-	0.00%
146 Specialist (School-Based)	41,876	12.13%
147 Monitors	-	0.00%
148 Non-Certified Instructor	-	0.00%
149 School Resource Officer	-	0.00%
151 Office Support	18,737	5.43%
152 Technician	-	0.00%
153 Administrative Specialist (Central Support)	-	0.00%
162 Substitute Pay - Regular Absence	389	0.11%
163 Substitute Pay - Staff Development	103	0.03%
164 Substitute Pay - Full-Time Non-Certified	-	0.00%
165 Substitute Pay - Non-Teaching	-	0.00%
166 Teacher Assistant Pay - Staff Development	-	0.00%
167 Teacher Assistant Pay - Regular Absence	-	0.00%
171 Driver	-	0.00%
172 Driver Overtime	-	0.00%
173 Custodian	-	0.00%
174 Cafeteria Workers	-	0.00%
175 Skilled Trades	-	0.00%
176 Manager	-	0.00%
177 Work Study Student	1,988	0.58%
181 Supplementary Pay	-	0.00%
180 Bonus Pay (Not Subject to Retirement)	-	0.00%
182 Employee Allowances Taxable	-	0.00%
183 Bonus Pay	-	0.00%
187 Salary Differential (Military, Local, ...)	-	0.00%
191 Curriculum Development Pay	12,197	3.53%
192 Additional Responsibility Stipend	-	0.00%
193 Mentor Pay	-	0.00%
194 State-Designated Stipend	-	0.00%
196 Staff Development Participant Pay	1,600	0.46%

197	Staff Development Instructor	-	0.00%
198	Tutorial Pay	-	0.00%
199	Overtime Pay	1,000	0.29%
		<b>Subtotal:</b>	<b>\$ 92,445 26.77%</b>
<b>Employee Benefits</b>			
211	Employer's Social Security - Regular	\$ 6,996	2.03%
221	Employer's Retirement - Regular	9,178	2.66%
229	Other Retirement Cost	-	0.00%
231	Employer's Hospitalization Insurance	6,015	1.74%
232	Employer's Workers' Comp Insurance	-	0.00%
233	Employer's Unemployment Insurance	-	0.00%
234	Employer's Dental Ins Cost	-	0.00%
235	Employer's Life Insurance Cost	-	0.00%
239	Other Insurance Cost	-	0.00%
184	Longevity Pay	327	0.09%
185	Bonus Leave Pay	-	0.00%
186	Short Term Disability Pay	-	0.00%
188	Annual Leave Pay	-	0.00%
189	Short Term Disability Pay – First Six Months	-	0.00%
		<b>Subtotal:</b>	<b>\$ 22,517 6.52%</b>
<b>Purchased Services</b>			
311	Contracted Services	\$ 440	0.13%
312	Workshop Expenses/Allowable Travel	22,476	6.51%
313	Advertising Cost	-	0.00%
314	Printing and Binding Fees	-	0.00%
315	Reproduction Costs	-	0.00%
316	Commercial driver's License Medical Exam	-	0.00%
317	Psychological Contract Services	-	0.00%
318	Speech and Language Contracted Services	-	0.00%
319	Other Professional/Technical Services	-	0.00%
321	Public Utilities - Electric Services	-	0.00%
322	Public Utilities - Natural Gas	-	0.00%
323	Public Utilities - Water/Sewer	-	0.00%
324	Waste Management	-	0.00%
325	Contracted Repairs - Land/Bldg	-	0.00%
326	Contracted Repairs - Equipment	-	0.00%
327	Rentals/Leases	924	0.27%
331	Pupil Transportation - Contracted	-	0.00%
332	Travel Reimbursement	2,997	0.87%
333	Field Trips	492	0.14%
341	Telephone	-	0.00%
342	Postage	-	0.00%
343	Telecommunications Services	-	0.00%
344	Mobile Communication Costs	-	0.00%
351	Tuition Reimbursements	250	0.07%
352	Employee Education Reimbursement	-	0.00%
353	Certification/Licensing Fees	-	0.00%
		<b>Subtotal:</b>	<b>\$ 27,578 7.99%</b>
<b>Supplies &amp; Materials</b>			
411	Supplies and Materials	\$ 46,920	13.59%
412M	State Textbooks *)	-	0.00%
413M	Other Textbooks *)	-	0.00%
413	Other Textbooks	-	0.00%
414	Library Books	-	0.00%
415	Community College/University Textbooks	-	0.00%
418	Computer Software and Supplies	1,640	0.47%
421	Fuel for Facilities	-	0.00%
422	Repair Parts, Materials & Labor	-	0.00%
423	Gas/Diesel Fuel	-	0.00%
424	Oil	-	0.00%
425	Tires and Tubes	-	0.00%
451	Food Purchase	-	0.00%
459	Other Food Purchases	-	0.00%

461	Furniture and Equipment		107,405	31.11%
462	Computer Equipment		3,842	1.11%
471	Sales and Use Tax Expense		-	0.00%
472	Sales and Use Tax Refund		-	0.00%
		<b>Subtotal:</b>	<b>\$ 159,808</b>	<b>46.28%</b>
<b>Capital Outlay</b>				
522	General Contract		-	0.00%
529	Miscellaneous Contracts & Other		-	0.00%
541	Purchase of Equipment		42,611	12.34%
542	Purchase of Computer Hardware		-	0.00%
551	Purchase of Vehicles		-	0.00%
552	License and Title Fees		-	0.00%
		<b>Subtotal:</b>	<b>\$ 42,611</b>	<b>12.34%</b>
<b>Other</b>				
361	Membership Dues and Fees	\$	-	0.00%
362	Dues and Fees		-	0.00%
363	Assessments/Penalties		-	0.00%
371	Liability Insurance		-	0.00%
372	Vehicle Liability Insurance		-	0.00%
373	Property Insurance		-	0.00%
375	Insurance and Judgments		-	0.00%
378	Scholastic Accident Insurance		-	0.00%
379	Other Insurance & Judgments		336	0.10%
715	Transfers to Multiple Enterprise Fund	\$	-	0.00%
		<b>Subtotal:</b>	<b>\$ 336</b>	<b>0.10%</b>
		<b>Grand Total:</b>	<b>\$ 345,294</b>	<b>100.00%</b>

\* Note: Objects Codes with "M" indicator (412M and 413M) signifies the amounts sourced from MFR report  
MFR Report is based on 12P (13P n/a as of 9/27/2018)



**LEA 111 - Asheville City Schools**

**PRC 015 - School Technology Fund**

**Fiscal Year 2017-2018 District Expenditures by LEA and Object Code as of 6/30/2018**

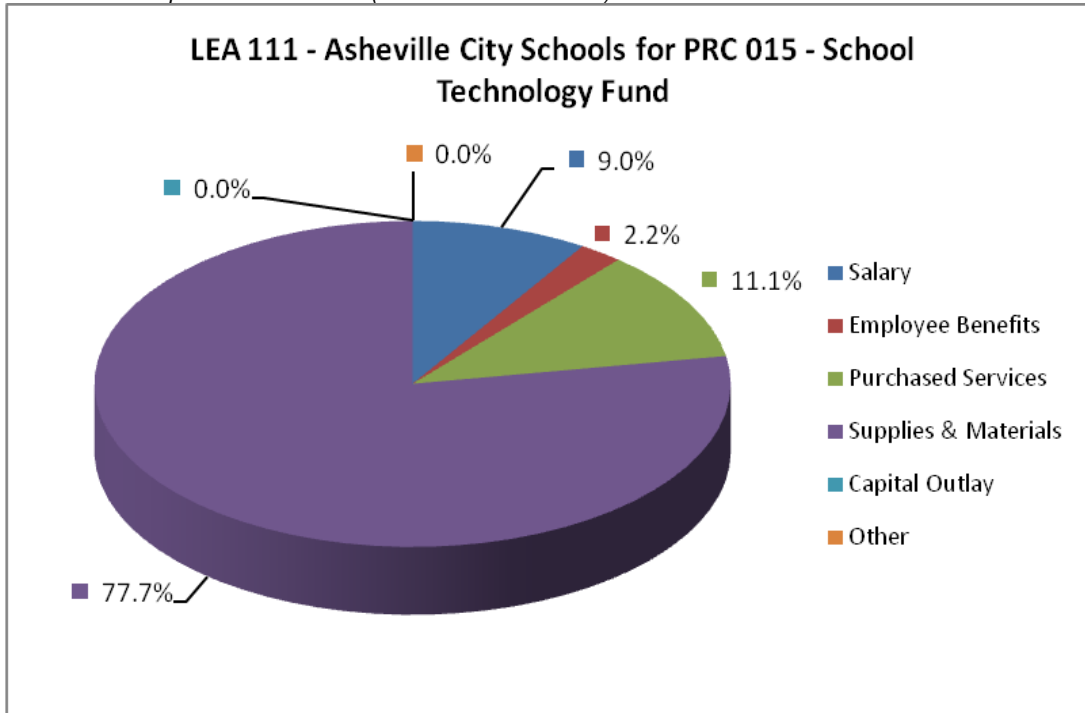
Object Category/Object Code Description	Annual Expenditures	%
<b>Salary</b>		
111 Superintendent	\$ -	0.00%
112 Associate & Deputy Superintendent	-	0.00%
113 Director and/or Supervisor	-	0.00%
114 Classified Principal/Headmaster	-	0.00%
115 Finance Officer	-	0.00%
116 Assistant Principal (Non-teaching)	-	0.00%
117 Other Assistant Principal Assignment	-	0.00%
118 Assistant Superintendent	-	0.00%
121 Teacher	-	0.00%
122 Interim Teacher – (Paid at Non-certified Rate)	-	0.00%
123 JROTC Teacher	-	0.00%
124 Foreign Exchange (VIF)	-	0.00%
125 New Teacher Orientation	-	0.00%
126 Extended Contracts	-	0.00%
127 Master Teacher	-	0.00%
129_1 Above the Scale Salary (SBA)	-	0.00%
129_2 Above the Scale Salary (Other than SBA)	-	0.00%
131 Instructional Support I - Regular Scale	-	0.00%
132 Instructional Support II - Advanced Scale	-	0.00%
133 Psychologists	-	0.00%
134 Teacher Mentor	-	0.00%
135 Instructional Facilitators	-	0.00%
141 Teacher Assistant - Other	-	0.00%
142 Teacher Assistant - NCLB	-	0.00%
143 Tutor	-	0.00%
144 Interpreter/Brailist/Translator	-	0.00%
145 Therapist	-	0.00%
146 Specialist (School-Based)	-	0.00%
147 Monitors	-	0.00%
148 Non-Certified Instructor	-	0.00%
149 School Resource Officer	-	0.00%
151 Office Support	-	0.00%
152 Technician	-	0.00%
153 Administrative Specialist (Central Support)	-	0.00%
162 Substitute Pay - Regular Absence	-	0.00%
163 Substitute Pay - Staff Development	-	0.00%
164 Substitute Pay - Full-Time Non-Certified	-	0.00%
165 Substitute Pay - Non-Teaching	-	0.00%
166 Teacher Assistant Pay - Staff Development	-	0.00%
167 Teacher Assistant Pay - Regular Absence	-	0.00%
171 Driver	-	0.00%
172 Driver Overtime	-	0.00%
173 Custodian	-	0.00%
174 Cafeteria Workers	-	0.00%
175 Skilled Trades	-	0.00%
176 Manager	-	0.00%
177 Work Study Student	-	0.00%
181 Supplementary Pay	-	0.00%
180 Bonus Pay (Not Subject to Retirement)	-	0.00%
182 Employee Allowances Taxable	-	0.00%
183 Bonus Pay	-	0.00%
187 Salary Differential (Military, Local, ...)	-	0.00%
191 Curriculum Development Pay	-	0.00%
192 Additional Responsibility Stipend	-	0.00%
193 Mentor Pay	-	0.00%
194 State-Designated Stipend	-	0.00%
196 Staff Development Participant Pay	3,650	8.99%

197	Staff Development Instructor	-	0.00%
198	Tutorial Pay	-	0.00%
199	Overtime Pay	-	0.00%
		<b>Subtotal:</b>	<b>\$ 3,650 8.99%</b>
<b>Employee Benefits</b>			
211	Employer's Social Security - Regular	\$ 279	0.69%
221	Employer's Retirement - Regular	625	1.54%
229	Other Retirement Cost	-	0.00%
231	Employer's Hospitalization Insurance	-	0.00%
232	Employer's Workers' Comp Insurance	-	0.00%
233	Employer's Unemployment Insurance	-	0.00%
234	Employer's Dental Ins Cost	-	0.00%
235	Employer's Life Insurance Cost	-	0.00%
239	Other Insurance Cost	-	0.00%
184	Longevity Pay	-	0.00%
185	Bonus Leave Pay	-	0.00%
186	Short Term Disability Pay	-	0.00%
188	Annual Leave Pay	-	0.00%
189	Short Term Disability Pay – First Six Months	-	0.00%
		<b>Subtotal:</b>	<b>\$ 905 2.23%</b>
<b>Purchased Services</b>			
311	Contracted Services	\$ 2,242	5.52%
312	Workshop Expenses/Allowable Travel	2,253	5.55%
313	Advertising Cost	-	0.00%
314	Printing and Binding Fees	-	0.00%
315	Reproduction Costs	-	0.00%
316	Commercial driver's License Medical Exam	-	0.00%
317	Psychological Contract Services	-	0.00%
318	Speech and Language Contracted Services	-	0.00%
319	Other Professional/Technical Services	-	0.00%
321	Public Utilities - Electric Services	-	0.00%
322	Public Utilities - Natural Gas	-	0.00%
323	Public Utilities - Water/Sewer	-	0.00%
324	Waste Management	-	0.00%
325	Contracted Repairs - Land/Bldg	-	0.00%
326	Contracted Repairs - Equipment	-	0.00%
327	Rentals/Leases	-	0.00%
331	Pupil Transportation - Contracted	-	0.00%
332	Travel Reimbursement	-	0.00%
333	Field Trips	-	0.00%
341	Telephone	-	0.00%
342	Postage	-	0.00%
343	Telecommunications Services	-	0.00%
344	Mobile Communication Costs	-	0.00%
351	Tuition Reimbursements	-	0.00%
352	Employee Education Reimbursement	-	0.00%
353	Certification/Licensing Fees	-	0.00%
		<b>Subtotal:</b>	<b>\$ 4,494 11.06%</b>
<b>Supplies &amp; Materials</b>			
411	Supplies and Materials	\$ 32,891	80.97%
412M	State Textbooks *)	-	0.00%
413M	Other Textbooks *)	-	0.00%
413	Other Textbooks	-	0.00%
414	Library Books	-	0.00%
415	Community College/University Textbooks	-	0.00%
418	Computer Software and Supplies	-	0.00%
421	Fuel for Facilities	-	0.00%
422	Repair Parts, Materials & Labor	620	1.53%
423	Gas/Diesel Fuel	-	0.00%
424	Oil	-	0.00%
425	Tires and Tubes	-	0.00%
451	Food Purchase	-	0.00%
459	Other Food Purchases	-	0.00%



461	Furniture and Equipment	-	0.00%
462	Computer Equipment	-	0.00%
471	Sales and Use Tax Expense	-	0.00%
472	Sales and Use Tax Refund	(1,941)	-4.78%
<b>Subtotal:</b>		<b>\$ 31,570</b>	<b>77.72%</b>
<b>Capital Outlay</b>			
522	General Contract	-	0.00%
529	Miscellaneous Contracts & Other	-	0.00%
541	Purchase of Equipment	-	0.00%
542	Purchase of Computer Hardware	-	0.00%
551	Purchase of Vehicles	-	0.00%
552	License and Title Fees	-	0.00%
<b>Subtotal:</b>		<b>\$ -</b>	<b>0.00%</b>
<b>Other</b>			
361	Membership Dues and Fees	\$ -	0.00%
362	Dues and Fees	-	0.00%
363	Assessments/Penalties	-	0.00%
371	Liability Insurance	-	0.00%
372	Vehicle Liability Insurance	-	0.00%
373	Property Insurance	-	0.00%
375	Insurance and Judgments	-	0.00%
378	Scholastic Accident Insurance	-	0.00%
379	Other Insurance & Judgments	-	0.00%
715	Transfers to Multiple Enterprise Fund	\$ -	0.00%
<b>Subtotal:</b>		<b>\$ -</b>	<b>0.00%</b>
<b>Grand Total:</b>		<b>\$ 40,619</b>	<b>100.00%</b>

\* Note: Objects Codes with "M" indicator (412M and 413M) signifies the amounts sourced from MFR report  
MFR Report is based on 12P (13P n/a as of 9/27/2018)



**LEA 111 - Asheville City Schools**

**PRC 016 - Summer Reading Camps**

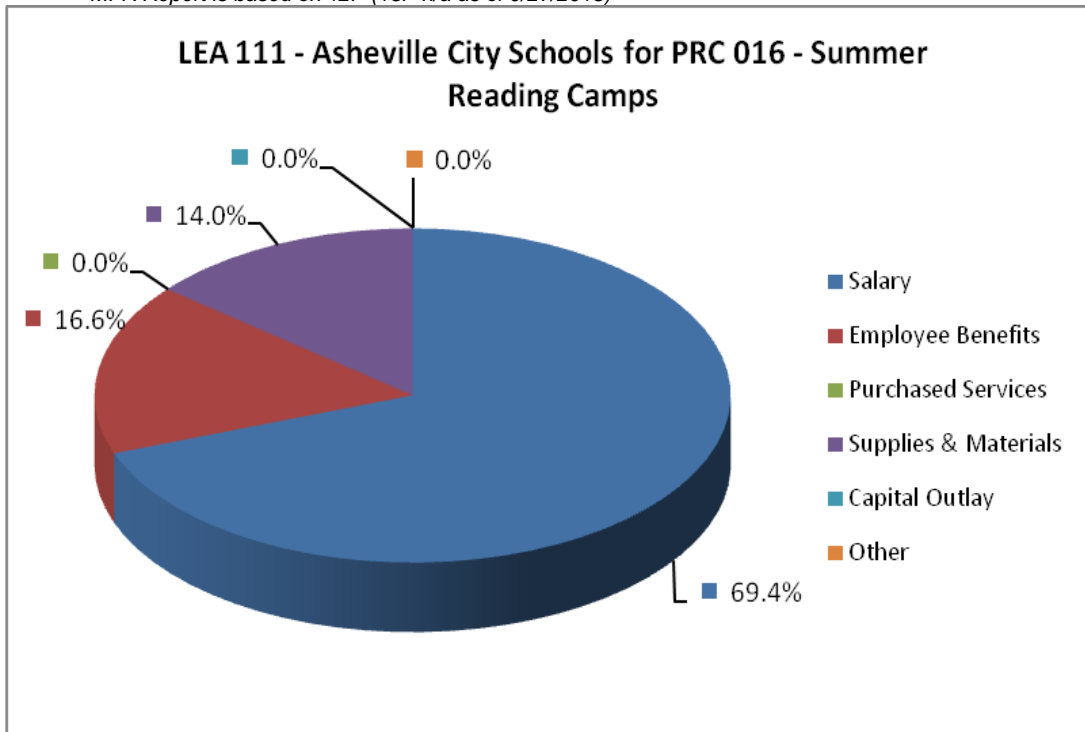
**Fiscal Year 2017-2018 District Expenditures by LEA and Object Code as of 6/30/2018**

Object Category/Object Code Description	Annual Expenditures	%
<b>Salary</b>		
111 Superintendent	\$ -	0.00%
112 Associate & Deputy Superintendent	-	0.00%
113 Director and/or Supervisor	-	0.00%
114 Classified Principal/Headmaster	-	0.00%
115 Finance Officer	-	0.00%
116 Assistant Principal (Non-teaching)	-	0.00%
117 Other Assistant Principal Assignment	-	0.00%
118 Assistant Superintendent	-	0.00%
121 Teacher	-	0.00%
122 Interim Teacher – (Paid at Non-certified Rate)	-	0.00%
123 JROTC Teacher	-	0.00%
124 Foreign Exchange (VIF)	-	0.00%
125 New Teacher Orientation	-	0.00%
126 Extended Contracts	-	0.00%
127 Master Teacher	-	0.00%
129_1 Above the Scale Salary (SBA)	-	0.00%
129_2 Above the Scale Salary (Other than SBA)	-	0.00%
131 Instructional Support I - Regular Scale	-	0.00%
132 Instructional Support II - Advanced Scale	-	0.00%
133 Psychologists	-	0.00%
134 Teacher Mentor	-	0.00%
135 Instructional Facilitators	-	0.00%
141 Teacher Assistant - Other	-	0.00%
142 Teacher Assistant - NCLB	-	0.00%
143 Tutor	-	0.00%
144 Interpreter/Brailist/Translator	-	0.00%
145 Therapist	-	0.00%
146 Specialist (School-Based)	-	0.00%
147 Monitors	-	0.00%
148 Non-Certified Instructor	-	0.00%
149 School Resource Officer	-	0.00%
151 Office Support	-	0.00%
152 Technician	-	0.00%
153 Administrative Specialist (Central Support)	-	0.00%
162 Substitute Pay - Regular Absence	-	0.00%
163 Substitute Pay - Staff Development	-	0.00%
164 Substitute Pay - Full-Time Non-Certified	-	0.00%
165 Substitute Pay - Non-Teaching	-	0.00%
166 Teacher Assistant Pay - Staff Development	-	0.00%
167 Teacher Assistant Pay - Regular Absence	-	0.00%
171 Driver	1,671	1.89%
172 Driver Overtime	-	0.00%
173 Custodian	-	0.00%
174 Cafeteria Workers	-	0.00%
175 Skilled Trades	-	0.00%
176 Manager	-	0.00%
177 Work Study Student	-	0.00%
181 Supplementary Pay	-	0.00%
180 Bonus Pay (Not Subject to Retirement)	-	0.00%
182 Employee Allowances Taxable	-	0.00%
183 Bonus Pay	-	0.00%
187 Salary Differential (Military, Local, ...)	-	0.00%
191 Curriculum Development Pay	-	0.00%
192 Additional Responsibility Stipend	59,750	67.47%
193 Mentor Pay	-	0.00%
194 State-Designated Stipend	-	0.00%
196 Staff Development Participant Pay	-	0.00%

197	Staff Development Instructor		-	0.00%
198	Tutorial Pay		-	0.00%
199	Overtime Pay		-	0.00%
		<b>Subtotal:</b>	<b>\$</b>	<b>61,421 69.36%</b>
<b>Employee Benefits</b>				
211	Employer's Social Security - Regular	\$	4,699	5.31%
221	Employer's Retirement - Regular		10,008	11.30%
229	Other Retirement Cost		-	0.00%
231	Employer's Hospitalization Insurance		-	0.00%
232	Employer's Workers' Comp Insurance		-	0.00%
233	Employer's Unemployment Insurance		-	0.00%
234	Employer's Dental Ins Cost		-	0.00%
235	Employer's Life Insurance Cost		-	0.00%
239	Other Insurance Cost		-	0.00%
184	Longevity Pay		-	0.00%
185	Bonus Leave Pay		-	0.00%
186	Short Term Disability Pay		-	0.00%
188	Annual Leave Pay		-	0.00%
189	Short Term Disability Pay – First Six Months		-	0.00%
		<b>Subtotal:</b>	<b>\$</b>	<b>14,706 16.61%</b>
<b>Purchased Services</b>				
311	Contracted Services	\$	-	0.00%
312	Workshop Expenses/Allowable Travel		-	0.00%
313	Advertising Cost		-	0.00%
314	Printing and Binding Fees		-	0.00%
315	Reproduction Costs		-	0.00%
316	Commercial driver's License Medical Exam		-	0.00%
317	Psychological Contract Services		-	0.00%
318	Speech and Language Contracted Services		-	0.00%
319	Other Professional/Technical Services		-	0.00%
321	Public Utilities - Electric Services		-	0.00%
322	Public Utilities - Natural Gas		-	0.00%
323	Public Utilities - Water/Sewer		-	0.00%
324	Waste Management		-	0.00%
325	Contracted Repairs - Land/Bldg		-	0.00%
326	Contracted Repairs - Equipment		-	0.00%
327	Rentals/Leases		-	0.00%
331	Pupil Transportation - Contracted		-	0.00%
332	Travel Reimbursement		-	0.00%
333	Field Trips		-	0.00%
341	Telephone		-	0.00%
342	Postage		-	0.00%
343	Telecommunications Services		-	0.00%
344	Mobile Communication Costs		-	0.00%
351	Tuition Reimbursements		-	0.00%
352	Employee Education Reimbursement		-	0.00%
353	Certification/Licensing Fees		-	0.00%
		<b>Subtotal:</b>	<b>\$</b>	<b>- 0.00%</b>
<b>Supplies &amp; Materials</b>				
411	Supplies and Materials	\$	12,430	14.04%
412M	State Textbooks *)		-	0.00%
413M	Other Textbooks *)		-	0.00%
413	Other Textbooks		-	0.00%
414	Library Books		-	0.00%
415	Community College/University Textbooks		-	0.00%
418	Computer Software and Supplies		-	0.00%
421	Fuel for Facilities		-	0.00%
422	Repair Parts, Materials & Labor		-	0.00%
423	Gas/Diesel Fuel		-	0.00%
424	Oil		-	0.00%
425	Tires and Tubes		-	0.00%
451	Food Purchase		-	0.00%
459	Other Food Purchases		-	0.00%

461	Furniture and Equipment	-	0.00%
462	Computer Equipment	-	0.00%
471	Sales and Use Tax Expense	-	0.00%
472	Sales and Use Tax Refund	-	0.00%
<b>Subtotal:</b>		<b>\$ 12,430</b>	<b>14.04%</b>
<b>Capital Outlay</b>			
522	General Contract	-	0.00%
529	Miscellaneous Contracts & Other	-	0.00%
541	Purchase of Equipment	-	0.00%
542	Purchase of Computer Hardware	-	0.00%
551	Purchase of Vehicles	-	0.00%
552	License and Title Fees	-	0.00%
<b>Subtotal:</b>		<b>\$ -</b>	<b>0.00%</b>
<b>Other</b>			
361	Membership Dues and Fees	\$ -	0.00%
362	Dues and Fees	-	0.00%
363	Assessments/Penalties	-	0.00%
371	Liability Insurance	-	0.00%
372	Vehicle Liability Insurance	-	0.00%
373	Property Insurance	-	0.00%
375	Insurance and Judgments	-	0.00%
378	Scholastic Accident Insurance	-	0.00%
379	Other Insurance & Judgments	-	0.00%
715	Transfers to Multiple Enterprise Fund	\$ -	0.00%
<b>Subtotal:</b>		<b>\$ -</b>	<b>0.00%</b>
<b>Grand Total:</b>		<b>\$ 88,557</b>	<b>100.00%</b>

\* Note: Objects Codes with "M" indicator (412M and 413M) signifies the amounts sourced from MFR report  
MFR Report is based on 12P (13P n/a as of 9/27/2018)



**LEA 111 - Asheville City Schools**

**PRC 024 - Disadvantaged Student Supplemental Funding**

**Fiscal Year 2017-2018 District Expenditures by LEA and Object Code as of 6/30/2018**

<b>Object Category/Object Code Description</b>	<b>Annual Expenditures</b>	<b>%</b>
<b>Salary</b>		
111 Superintendent	\$ -	0.00%
112 Associate & Deputy Superintendent	-	0.00%
113 Director and/or Supervisor	-	0.00%
114 Classified Principal/Headmaster	-	0.00%
115 Finance Officer	-	0.00%
116 Assistant Principal (Non-teaching)	-	0.00%
117 Other Assistant Principal Assignment	-	0.00%
118 Assistant Superintendent	-	0.00%
121 Teacher	49,898	22.61%
122 Interim Teacher – (Paid at Non-certified Rate)	-	0.00%
123 JROTC Teacher	-	0.00%
124 Foreign Exchange (VIF)	-	0.00%
125 New Teacher Orientation	-	0.00%
126 Extended Contracts	-	0.00%
127 Master Teacher	-	0.00%
129_1 Above the Scale Salary (SBA)	-	0.00%
129_2 Above the Scale Salary (Other than SBA)	-	0.00%
131 Instructional Support I - Regular Scale	54,647	24.77%
132 Instructional Support II - Advanced Scale	-	0.00%
133 Psychologists	-	0.00%
134 Teacher Mentor	-	0.00%
135 Instructional Facilitators	39,300	17.81%
141 Teacher Assistant - Other	-	0.00%
142 Teacher Assistant - NCLB	-	0.00%
143 Tutor	-	0.00%
144 Interpreter/Brailist/Translator	-	0.00%
145 Therapist	-	0.00%
146 Specialist (School-Based)	-	0.00%
147 Monitors	-	0.00%
148 Non-Certified Instructor	-	0.00%
149 School Resource Officer	-	0.00%
151 Office Support	-	0.00%
152 Technician	-	0.00%
153 Administrative Specialist (Central Support)	-	0.00%
162 Substitute Pay - Regular Absence	209	0.09%
163 Substitute Pay - Staff Development	-	0.00%
164 Substitute Pay - Full-Time Non-Certified	-	0.00%
165 Substitute Pay - Non-Teaching	-	0.00%
166 Teacher Assistant Pay - Staff Development	-	0.00%
167 Teacher Assistant Pay - Regular Absence	-	0.00%
171 Driver	-	0.00%
172 Driver Overtime	-	0.00%
173 Custodian	-	0.00%
174 Cafeteria Workers	-	0.00%
175 Skilled Trades	-	0.00%
176 Manager	-	0.00%
177 Work Study Student	-	0.00%
181 Supplementary Pay	-	0.00%
180 Bonus Pay (Not Subject to Retirement)	-	0.00%
182 Employee Allowances Taxable	-	0.00%
183 Bonus Pay	-	0.00%
187 Salary Differential (Military, Local, ...)	-	0.00%
191 Curriculum Development Pay	-	0.00%
192 Additional Responsibility Stipend	-	0.00%
193 Mentor Pay	-	0.00%
194 State-Designated Stipend	-	0.00%
196 Staff Development Participant Pay	-	0.00%

197	Staff Development Instructor	-	0.00%
198	Tutorial Pay	-	0.00%
199	Overtime Pay	-	0.00%
		<b>Subtotal:</b>	<b>\$ 144,054 65.29%</b>
<b>Employee Benefits</b>			
211	Employer's Social Security - Regular	\$ 10,819	4.90%
221	Employer's Retirement - Regular	24,641	11.17%
229	Other Retirement Cost	-	0.00%
231	Employer's Hospitalization Insurance	21,788	9.87%
232	Employer's Workers' Comp Insurance	-	0.00%
233	Employer's Unemployment Insurance	-	0.00%
234	Employer's Dental Ins Cost	-	0.00%
235	Employer's Life Insurance Cost	-	0.00%
239	Other Insurance Cost	-	0.00%
184	Longevity Pay	-	0.00%
185	Bonus Leave Pay	-	0.00%
186	Short Term Disability Pay	-	0.00%
188	Annual Leave Pay	-	0.00%
189	Short Term Disability Pay – First Six Months	-	0.00%
		<b>Subtotal:</b>	<b>\$ 57,247 25.95%</b>
<b>Purchased Services</b>			
311	Contracted Services	\$ -	0.00%
312	Workshop Expenses/Allowable Travel	-	0.00%
313	Advertising Cost	-	0.00%
314	Printing and Binding Fees	-	0.00%
315	Reproduction Costs	-	0.00%
316	Commercial driver's License Medical Exam	-	0.00%
317	Psychological Contract Services	-	0.00%
318	Speech and Language Contracted Services	-	0.00%
319	Other Professional/Technical Services	-	0.00%
321	Public Utilities - Electric Services	-	0.00%
322	Public Utilities - Natural Gas	-	0.00%
323	Public Utilities - Water/Sewer	-	0.00%
324	Waste Management	-	0.00%
325	Contracted Repairs - Land/Bldg	-	0.00%
326	Contracted Repairs - Equipment	-	0.00%
327	Rentals/Leases	-	0.00%
331	Pupil Transportation - Contracted	-	0.00%
332	Travel Reimbursement	-	0.00%
333	Field Trips	-	0.00%
341	Telephone	-	0.00%
342	Postage	-	0.00%
343	Telecommunications Services	-	0.00%
344	Mobile Communication Costs	-	0.00%
351	Tuition Reimbursements	-	0.00%
352	Employee Education Reimbursement	-	0.00%
353	Certification/Licensing Fees	-	0.00%
		<b>Subtotal:</b>	<b>\$ - 0.00%</b>
<b>Supplies &amp; Materials</b>			
411	Supplies and Materials	\$ -	0.00%
412M	State Textbooks *)	-	0.00%
413M	Other Textbooks *)	-	0.00%
413	Other Textbooks	-	0.00%
414	Library Books	-	0.00%
415	Community College/University Textbooks	-	0.00%
418	Computer Software and Supplies	19,342	8.77%
421	Fuel for Facilities	-	0.00%
422	Repair Parts, Materials & Labor	-	0.00%
423	Gas/Diesel Fuel	-	0.00%
424	Oil	-	0.00%
425	Tires and Tubes	-	0.00%
451	Food Purchase	-	0.00%
459	Other Food Purchases	-	0.00%

461	Furniture and Equipment	-	0.00%
462	Computer Equipment	-	0.00%
471	Sales and Use Tax Expense	-	0.00%
472	Sales and Use Tax Refund	-	0.00%
<b>Subtotal:</b>		<b>\$ 19,342</b>	<b>8.77%</b>
<b>Capital Outlay</b>			
522	General Contract	-	0.00%
529	Miscellaneous Contracts & Other	-	0.00%
541	Purchase of Equipment	-	0.00%
542	Purchase of Computer Hardware	-	0.00%
551	Purchase of Vehicles	-	0.00%
552	License and Title Fees	-	0.00%
<b>Subtotal:</b>		<b>\$ -</b>	<b>0.00%</b>
<b>Other</b>			
361	Membership Dues and Fees	\$ -	0.00%
362	Dues and Fees	-	0.00%
363	Assessments/Penalties	-	0.00%
371	Liability Insurance	-	0.00%
372	Vehicle Liability Insurance	-	0.00%
373	Property Insurance	-	0.00%
375	Insurance and Judgments	-	0.00%
378	Scholastic Accident Insurance	-	0.00%
379	Other Insurance & Judgments	-	0.00%
715	Transfers to Multiple Enterprise Fund	\$ -	0.00%
<b>Subtotal:</b>		<b>\$ -</b>	<b>0.00%</b>
<b>Grand Total:</b>		<b>\$ 220,643</b>	<b>100.00%</b>

\* Note: Objects Codes with "M" indicator (412M and 413M) signifies the amounts sourced from MFR report  
MFR Report is based on 12P (13P n/a as of 9/27/2018)

